



TENNESSEE

BASKETBALL

10 SEC CHAMPIONSHIPS | 25 ALL-AMERICANS | 11 SEC PLAYERS OF THE YEAR | 46 NBA DRAFT PICKS

TENNESSEE (8-5, 1-0 SEC) vs. ARKANSAS (11-2, 0-1 SEC)

JAN. 3 » THOMPSON-BOLING ARENA » KNOXVILLE, TENN. » 6:31 P.M. ET

THE MATCHUP

TENNESSEE VOLUNTEERS



ARKANSAS RAZORBACKS



UTSPORTS.COM

QUICK COMPARISON

| | | |
|----------|-------------------------|----------|
| 78.7 ppg | Points Per Game | 82.7 ppg |
| 72.5 ppg | Points Allowed Per Game | 70.3 ppg |
| 37.2 rpg | Rebounding Per Game | 39.7 rpg |
| 36.2 rpg | Rebounding Defense | 34.2 rpg |
| .446 | Field Goal Pct. | .462 |
| .333 | 3-Point Pct. | .369 |



ARKANSASRAZORBACKS.COM

TENNESSEE QUICK FACTS

Head Coach: Rick Barnes (Lenoir-Rhyne, 1977)

Record at Tennessee: 23-24 / 2nd year

Career Record: 627-338 / 30th year

Points Leader: Robert Hubbs III (14.8 ppg, 13th in SEC)

Rebounds Leader: Grant Williams (5.5 rpg)

Assists Leader: Lamonté Turner (2.8 apg)

ARKANSAS QUICK FACTS

Head Coach: Mike Anderson (Tulsa, 1982)

Record at UA: 113-66 / 6th year

Career Record: 313-164 / 15th year

Points Leader: Dusty Hannahs (14.6 ppg, 14th in SEC)

Rebounds Leader: Moses Kingsley (8.7 rpg, 2nd in SEC)

Assists Leader: Daryl Macon (2.8 apg)

VOLS RETURN TO ROCKY TOP

THE SERIES

Overall: Tennessee leads, 19-18

In Knoxville: UT leads, 11-3

In Fayetteville: ARK leads, 9-4

Neutral Sites: ARK leads, 6-4

Current Streak: Arkansas has won four straight

Last Meeting: Arkansas won, 75-65, in Knoxville 2/27/16

Barnes vs. Arkansas: 3-3

Barnes vs. Anderson: 2-5

RIGHT NOW

It has been nearly three weeks (18 days) since Tennessee last played a home game.

The Volunteers' bench is providing an average of 30.7 points per game this season.

Sixth man **Detrick Mostella** is averaging 18.3 points over UT's last three games.

The Vols rank 35th nationally in blocks with 5.4 per game (while ranking 297th in KenPom's average height index).

A WIN WOULD...

Give the Volunteers a three-game win streak, tying for their longest of the season.

Make the Vols 2-0 in SEC play for the first time since 2010, when they started out 3-0.

Snap Arkansas' four-game win streak in this series.

Push Tennessee's record to 12-3 all-time when hosting the Razorbacks in Knoxville.

PROBABLE STARTERS

| Tennessee | | | Ht. | Wt. | Yr. | Hometown | PPG | RPG | Other |
|-----------|----|------------------|------|-----|--------|------------------|------|-----|----------|
| G | 1 | Lamonté Turner | 6-1 | 187 | RS-Fr. | Florence, Ala. | 9.8 | 2.2 | 2.8 apg |
| G | 23 | Jordan Bowden | 6-3 | 180 | Fr. | Knoxville, Tenn. | 8.2 | 2.9 | 0.9 spg |
| G | 3 | Robert Hubbs III | 6-5 | 207 | Sr. | Newbern, Tenn. | 14.8 | 4.6 | .514 FG% |
| F | 2 | Grant Williams | 6-5 | 234 | Fr. | Charlotte, N.C. | 10.5 | 5.5 | 2.1 bpg |
| F | 11 | Kyle Alexander | 6-10 | 218 | So. | Milton, Ontario | 3.7 | 3.8 | 1.2 bpg |

| Arkansas | | | Ht. | Wt. | Yr. | Hometown | PPG | RPG | Other |
|----------|----|-----------------|------|-----|--------|--------------------|------|-----|-----------|
| G | 21 | Manuale Watkins | 6-3 | 222 | Sr. | Fayetteville, Ark. | 5.7 | 4.3 | 2.2 apg |
| G | 4 | Daryl Macon | 6-3 | 185 | Jr. | Little Rock, Ark. | 13.9 | 3.2 | .397 3FG% |
| G | 3 | Dusty Hannahs | 6-3 | 210 | RS-Sr. | Little Rock, Ark. | 14.6 | 1.7 | .368 3FG% |
| F | 13 | Dustin Thomas | 6-8 | 225 | RS-Jr. | Texarkana, Ark. | 6.7 | 4.0 | 1.6 apg |
| F | 33 | Moses Kingslev | 6-10 | 230 | Sr. | Abuja, Nigieria | 11.4 | 8.7 | 3.0 bpg |

EXPERIENCE THE ACTION



TV

SEC Network

Mike Morgan (PxP)
Dane Bradshaw (analyst)
Andy Green (producer)



RADIO

Vol Network

Bob Kesling (PxP)
Bert Bertelkamp (analyst)
Tim Berry (engineer)



SATELLITE RADIO

■ Sirius
Channel 145 (UT feed)
■ XM
Channel 190 (UT feed)



ONLINE/MOBILE

■ UTsports.com
■ Free audio stream only
■ WatchESPN.com
■ Free video stream

2016-17 » SCHEDULE & RECORD

| THE RECORD | OVERALL RECORD: | 8-5 |
|------------|-----------------|-----|
| | SEC | 1-0 |
| | NON-CONFERENCE | 7-5 |
| | HOME | 5-1 |
| | AWAY | 2-1 |
| | NEUTRAL | 1-3 |

THE SCHEDULE

| DATE | OPPONENT (TV) | TIME/RESULT |
|-------|-------------------------------------|-------------|
| N11 | Chattanooga (SEC Network+) | L, 82-69 |
| N15 | Appalachian State (SEC Network) | W, 103-94 |
| N21 | 1-vs. #16 Wisconsin (ESPN2) | L, 72-64 |
| N22 | 1-#13 Oregon (ESPN2) | OT L, 69-65 |
| N23 | 1-Chaminade (ESPN2) | W, 95-81 |
| D3 | Georgia Tech (SEC Network+) | W, 81-58 |
| D6 | Presbyterian (SEC Network+) | W, 90-50 |
| D11 | at #7 North Carolina (ESPN) | L, 73-71 |
| D13 | Tennessee Tech (SEC Network) | W, 74-68 |
| D15 | Lipscomb (SEC Network+) | W, 92-77 |
| D18 | 2-vs. #8 Gonzaga (ESPN2) | L, 86-76 |
| D22 | at ETSU (My VLT/ESPN3) | W, 72-68 |
| D29 | at Texas A&M* (SEC Network) | W, 73-63 |
| J3 | Arkansas* (SEC Network) | 6:31 p.m. |
| J7 | at Florida* (ESPN2) | 5:15 p.m. |
| J11 | South Carolina* (SEC Network) | 6:30 p.m. |
| J14 | at Vanderbilt* (SEC Network) | 8:30 p.m. |
| J17 | at Ole Miss* (SEC Network) | 9 p.m. |
| J21 | Mississippi State* (SEC Network) | 6 p.m. |
| J24 | Kentucky* (ESPN) | 9 p.m. |
| J28 | 3-Kansas State (ESPN2) | 2 p.m. |
| J31 | at Auburn* (SEC Network) | 9 p.m. |
| F4 | at Mississippi State* (SEC Network) | 3:30 p.m. |
| F8 | Ole Miss* (SEC Network) | 6:30 p.m. |
| F11 | Georgia* (ESPN2) | 4 p.m. |
| F14 | at Kentucky* (ESPN) | 7 p.m. |
| F18 | Missouri* (SEC Network) | 1 p.m. |
| F22 | Vanderbilt* (SEC Network) | 6:30 p.m. |
| F25 | at South Carolina* (SEC Network) | 1 p.m. |
| M1 | at LSU* (SEC Network) | 7 p.m. |
| M4 | Alabama* (SEC Network) | 1 p.m. |
| M8-12 | 4-SEC Tournament | |

Schedule Key

1-Maui Jim Maui Invitational (Lahaina, Maui);
2-Battle on Broadway (Nashville, Tenn.); 3-SEC/Big
12 Challenge; 4-SEC Tournament (Nashville, Tenn.)

*Southeastern Conference Game

All Times Eastern; Opponent Rankings are AP



Are you viewing these game notes on a
wifi-enabled mobile device? If so, click
on any game's score above to view the
video highlights from that contest.

► QUICK FACTS

THE BASICS

Location: Knoxville, Tenn.
 Founded: 1794
 Conference: Southeastern
 Enrollment: 28,052
 Colors: Orange & White
 Nickname: Volunteers
 Mascot: Smokey
 Band: Pride of the Southland
 University President: Dr. Joe DiPietro
 Knoxville Chancellor: Dr. Jimmy G. Cheek
 Faculty Representative: Dr. Donald Bruce
 Vice Chancellor/Director of Athletics: Dave Hart
 Athletic Department Phone: 865-974-1220
 Ticket Office Phone: 1-800-332-VOLS (8657)

COURT FACTS

Thompson-Boling Arena
 Capacity: 21,678
 Record in Arena: 348-123 (.739), 30th season
 Largest Crowd: 25,610 vs. Kentucky (1/21/89)
 at current capacity: 22,326 vs. Gonzaga (1/7/09)

► MEDIA INFORMATION

CREDENTIALS

Outlets interested in obtaining credentials to cover Tennessee basketball home games must apply for credentials via Sports Systems.

Link: www.sportssystem.com/clients/seccredentials/

Applications for single-game credentials should be submitted at least one week in advance of the game(s) one plans to cover.

COVERING PRACTICE

Only select Tennessee basketball practices are open to the media. Contact basketball SID Tom Satkowiak (tomsid@tennessee.edu) for dates and times. See Page 255 of the Tennessee Media Guide for specific practice coverage guidelines.

WEEKLY PRESS CONFERENCES

During SEC play, Rick Barnes hosts weekly media press conferences in the Ray and Lucy Hand Digital Studio. Lunch for attendees is provided in the Media Relations office.

SEC COACHES TELECONFERENCE

This season's SEC coaches teleconferences are scheduled to occur on Jan. 2, 16 and 26 (Thursday); Feb. 6 and 20; March 6. The postseason call takes place on March 13. All SEC basketball teleconferences can be listened to online at SECsports.com shortly after their conclusion.

Order of Appearance (All Times Eastern)

| | |
|-------------------|--------------------------------|
| 11:00 a.m. | Bryce Drew, Vanderbilt |
| 11:07 a.m. | Michael White, Florida |
| 11:14 a.m. | Frank Martin, South Carolina |
| 11:21 a.m. | Mark Fox, Georgia |
| 11:28 a.m. | Johnny Jones, LSU |
| 11:35 a.m. | John Calipari, Kentucky |
| 11:42 a.m. | Rick Barnes, Tennessee |
| 11:49 a.m. | Mike Anderson, Arkansas |
| 11:56 a.m. | Avery Johnson, Alabama |
| 12:03 p.m. | Bruce Pearl, Auburn |
| 12:10 p.m. | Andy Kennedy, Ole Miss |
| 12:17 p.m. | Ben Howland, Mississippi State |
| 12:24 p.m. | Kim Anderson, Missouri |
| 12:31 p.m. | Billy Kennedy, Texas A&M |

INSIDE TENNESSEE



Front Row (L-R): Kwe Parker, Lamonté Turner, Shembari Phillips, Robert Hubbs III, Detrick Mostella, Brad Woodson, Jordan Bone, Jacob Fleschman; **Back Row (L-R):** Lucas Campbell, Jalen Johnson, John Fulkerson, Kyle Alexander, Lew Evans, Admiral Schofield, Grant Williams, Jordan Bowden

SCHOLARSHIP ROSTER & QUICK NOTES

| No. | Name | Pos. | Ht. | Wt. | Class | Hometown Previous School |
|--|-------------------|------|------|-----|--------|---|
| 11 | Kyle Alexander | F | 6-10 | 218 | So. | Milton, Ontario, Canada Orangeville Prep |
| Note: The tallest player on Tennessee's roster, this Canadian sophomore has been playing hoops for only four years | | | | | | |
| 0 | Jordan Bone | G | 6-1 | 173 | Fr. | Nashville, Tenn. The Ensworth School |
| Note: In-state freshman PG scored 21 in UT's opener vs. Chattanooga (11/11); missed nine games with a left foot injury | | | | | | |
| 23 | Jordan Bowden | G | 6-3 | 180 | Fr. | Knoxville, Tenn. 22 Feet Academy (S.C.) |
| Note: Knoxville native has started UT's last 12 games; was named SEC Freshman of the Week on Dec. 12 | | | | | | |
| 21 | Lew Evans | F | 6-7 | 235 | RS-Sr. | Salt Lake City, Utah Utah State |
| Note: Barnes' first-ever graduate transfer is the only active Vol with playing experience in the NCAA Tournament | | | | | | |
| 10 | John Fulkerson | F | 6-7 | 203 | Fr. | Kingsport, Tenn. The Christ School (N.C.) |
| Note: Left-handed freshman started six games but is out for at least six weeks with a right elbow injury | | | | | | |
| 3 | Robert Hubbs III | G | 6-5 | 207 | Sr. | Newbern, Tenn. Dyer County HS |
| Note: UT's top returning scorer from last season leads team this year in scoring (14.8 ppg) | | | | | | |
| 13 | Jalen Johnson | G | 6-5 | 177 | Fr. | Durham, N.C. Wesleyan Christian Academy |
| Note: Freshman swingman has great length and athleticism but will redshirt this season to get stronger | | | | | | |
| 15 | Detrick Mostella | G | 6-1 | 179 | Jr. | Decatur, Ala. Notre Dame Prep (Mass.) |
| Note: Can score from anywhere on the court and capable of scoring in bunches; SEC Player of the Week (Dec. 26) | | | | | | |
| 12 | Kwe Parker | G | 6-0 | 181 | Fr. | Fayetteville, N.C. Wesleyan Christian Academy |
| Note: True freshman PG is averaging 11.0 minutes in nine appearances and is averaging 1.4 assists per game | | | | | | |
| 25 | Shembari Phillips | G | 6-3 | 192 | So. | Atlanta, Ga. Wheeler HS |
| Note: Team's best perimeter defender, he is helping fill in at PG; has had 4+ assists in five of UT's last seven games | | | | | | |
| 5 | Admiral Schofield | F | 6-5 | 238 | So. | Zion, Ill. Zion-Benton Township HS |
| Note: Focused on being an elite rebounder in his second season; averaging 3.6 points in 11.0 minutes per game | | | | | | |
| 1 | Lamonté Turner | G | 6-0 | 187 | RS-Fr. | Florence, Ala. IMG Academy (Fla.) |
| Note: Redshirt freshman is team's fourth-leading scorer (9.8 ppg) and has a 1.71 assist/turnover ratio | | | | | | |
| 2 | Grant Williams | F | 6-5 | 234 | Fr. | Charlotte, N.C. Providence Day School |
| Note: Physical freshman post is UT's top rebounder (5.5 rpg) and dropped 30 points vs. Lipscomb (12/15/16) | | | | | | |

STAFF

Head Coach: Rick Barnes
Record at Tennessee: 23-24 (2nd Year)
Overall Record : 627-338 (30th Year)

Associate Head Coach: Rob Lanier
Assistant Coach: Desmond Oliver
Assistant Coach: Michael Schwartz
Strength & Conditioning Coach: Garrett Medenwald
Athletic Trainer: Chad Newman
Video Coordinator: Riley Davis
Director of Basketball Operations: Mary-Carter Kniffen
Assistant to the Head Coach: Kyle Condon
Graduate Assistants: I.J. Poole, Dražen Zlovarić

PRONUNCIATION GUIDE

| | |
|---------------------|------------------------------|
| Jordan Bowden | BAU-din (like old FSU coach) |
| Mary-Carter Kniffen | NIFF-in |
| Rob Lanier | luh-NEER |
| Garrett Medenwald | MAY-dihn-wald |
| Detrick Mostella | DEE-trick moss-TELL-uh |
| Kwe Parker | KWAY |
| Shembari Phillips | shem-BAR-ee |
| Lamonté Turner | luh-MAHN-tay |

TENNESSEE BASKETBALL MEDIA RELATIONS CONTACTS

| | | | | |
|---------------|------------------------------------|--------------------|-----------------------------|------------------------|
| Tom Satkowiak | Assistant AD - Media Relations | Cell: 865-696-2897 | Email: TomSID@tennessee.edu | Twitter: @TomSatkowiak |
| Kellen Hiser | Assistant Media Relations Director | Cell: 307-760-8261 | Email: khiser@tennessee.edu | Twitter: @toKelwithit |

► BY THE NUMBERS

4

» There are four former Vols currently active on NBA rosters: **Tobias Harris**, (Pistons), **Jordan McRae**, (Cavs), **Josh Richardson** (Heat), and **C.J. Watson** (Magic).

8

» Only eight active head coaches have logged more Division I wins than Tennessee head coach **Rick Barnes** (627).

184

» 184 games have elapsed since the last time a Tennessee head coach has been whistled for a technical foul (March 11, 2011).

TEAM NOTES

ABOUT ARKANSAS

- Arkansas has equaled its best 13-game start during the tenure of sixth-year head coach Mike Anderson, as the Razorbacks own an 11-2 record.
- Anderson was the head coach at Missouri from 2006-11, so he and **Rick Barnes** were Big 12 Conference contemporaries for several seasons.
- In a preseason poll of SEC and national media, Arkansas was picked to finish fifth in the league.
- Arkansas lost its SEC opener, 81-72, at 25th-ranked Florida Thursday in Fayetteville, Arkansas.
- The Razorbacks have pulled down at least 10 offensive rebounds in 14 straight games, the longest streak under Anderson.
- Junior Razorbacks guard **Jaylen Barford** (9.6 ppg) is a native of Jackson, Tennessee, and played the previous two seasons at Motlow State Community College in Smyrna, Tennessee. Barford was a first-team All-American as a sophomore at Motlow State last year while playing for head coach **J.T. Burton**, who was Tennessee's director of player development during the 2014-15 season.
- Senior forward **Moses Kingsley** (11.4 ppg, 8.7 rpg, 3.0 bpg) was selected as the preseason SEC Player of the Year and is projected to be a second-round NBA Draft pick by NBA draft.net. He is the SEC's active leader with 20 double-doubles in his career.
- Senior guard **Dusty Hannahs** (14.6 ppg, .368 3FG%), who began his career at Texas Tech and is in his second season with the Hogs, is on pace to break the Arkansas school record for 3-point field-goal percentage in a career.

FAST BREAK

Senior guard **Robert Hubbs III** is on pace to become the 48th all-time member of Tennessee's 1,000-Point Club. He is currently 199 points shy of 1,000.

MEMORABLE VOL PERFORMANCES AGAINST ARKANSAS

- Bristol, Tennessee, native **Bobby Hogsett** scored eight points and added 10 rebounds as Tennessee won its first-ever game against Arkansas, 77-57, on Dec. 27, 1963, in Shreveport, Louisiana.
- Before 21,237 Orange-clad fans, UT knocked off **Nolan Richardson's** fifth-ranked Razorbacks 83-81 in Knoxville on Feb. 5, 1992. **Lang Wiseman** and **Allan Houston** both scored 26 points.
- The Vols upset No. 13 Arkansas in Fayetteville, 101-91, on Feb. 16, 1993, thanks to a double-double by **LaMarcus Golden** (22 points, 11 rebounds).
- Cleveland, Tenn., native **JaJuan Smith** dropped 32 points on the Hogs during a 93-71 win over Arkansas in Knoxville on Feb. 5, 2008.
- Jordan McRae** powered Tennessee to an 81-74 win over Arkansas on Jan. 22, 2014, exploding for 34 points—including UT's final 13—at Thompson-Boling Arena.

LAST MEETING WITH ARKANSAS

- A fourth straight double-digit scoring performance from now-departed senior **Armani Moore** wasn't enough as Tennessee fell to Arkansas, 75-65, Feb. 27, 2016, at Thompson-Boling Arena
- Moore led the Volunteers with 17 points and 11 rebounds for his sixth double-double of the season. **Admiral Schofield** scored 15 points, while **Shembari Phillips** scored 13.
- The Vols, who played without the services of two of their three leading scorers in **Kevin Punter Jr.** and **Robert Hubbs III**, trailed by just a point at halftime, 34-33. UT scored the first four points of second half to seize a three-point lead, but a 3-pointer from **Jabril Durham** tied the game at 37-37 with 18:00 remaining and the Vols would not lead again.
- Arkansas did not lead by more than 11 points in the game, but despite a consistent fight in the final minutes, UT could draw no closer than seven points as the Razorbacks closed it out.
- UT dominated the boards, out-rebounding Arkansas, 42-33, and controlled points in the paint, 34-26.
- Moore became the 38th Vol ever to log at least 10 career double-doubles.
- Dusty Hannahs** led Arkansas with 17 points, making 3-of-4 from beyond the arc. **Anthlon Bell** added 16 points, and **Anton Beard** had 11, in the Hogs victory.

TENNESSEE IN SEC HOME OPENERS

- The Volunteers 16-13 in SEC home openers at Thompson-Boling Arena and 5-5 in their last 10.
- The Vols had dropped three straight SEC home openers—falling to Alabama, Texas A&M and Ole Miss in 2015, 2014 and 2013, respectively—before dismantling Florida, 83-69, in last season's SEC home-opener on Jan. 6, 2016.
- This is the first time Tennessee's first home SEC game has come against Arkansas.

VOLS PICKED 13th IN SEC

- Tennessee was predicted to finish 13th in the 2017 SEC race by an SEC and national media voting panel.
- The Volunteers posted a 6-12 SEC record to finish 12th a season ago.

MOSTELLA PREFERS BENCH ROLE

- Junior wing **Detrick Mostella**, the Dec. 26 SEC Player of the Week, is one of only three upperclassmen on this year's Tennessee roster, but he prefers to make use of his experience while coming off the bench rather than as a member of UT's starting lineup.
- Mostella is UT's third-leading scorer at 10.2 ppg, and he has come off the bench to score in double figures seven times this season, including a pair of 20-point games).
- The Decatur, Alabama, native scored a career-high 25 points to carry the Vols to victory at ETSU Dec. 22, including a stretch of 13 straight points during a 2:33 span at the end of the first half.
- Over the last three games, Mostella is averaging 18.3 points and 3.7 rebounds while shooting .432 from the field, .346 from 3-point range and 100 percent from the free-throw line (8-8).**

TENNESSEE PLAYING AT LEAST 20 GAMES IN-STATE THIS SEASON

- The Vols will play at least 20 games in the state of Tennessee this season (that includes at least one game at the SEC Tournament).
- Tuesday's Arkansas game in Knoxville will be UT's ninth in-state game of the year. The Vols are 6-2 in The Volunteer State thus far.

VOLS CLAMP DOWN ON DEFENSE TO WIN AT TEXAS A&M

- All-in, team defense powered Tennessee to a 10-point win in its SEC opener at Texas A&M Thursday.
- A&M entered the game ranked second in the SEC in field-goal percentage (.481), but Tennessee limited the Aggies to just .344 (21-of-61) shooting from the field—their lowest of the season. Twelve of A&M's 21 made field goals came from just two players, as **D.J. Hogg's** game-high 21 points came on 7-of-16 shooting and **Admon Gilder's** 14 came on 5-of-13 shooting.
- UT also forced 16 Texas A&M turnovers—the most committed by the Aggies in a game this season.
- The undersized Vols logged 10 blocks against only two for the Aggies, and UT freshman **Grant Williams** tied Tennessee's single-game record with six blocked shots.
- Aggies' center **Tyler Davis** entered the game leading A&M in scoring (15.1 ppg), and Tennessee held him to six points. Davis had just two points on 1-of-5 shooting in the first half, and he didn't score his final four points until the final four minutes of the game.

ALEXANDER EXHIBITING OFFENSIVE DEVELOPMENT

- Sophomore forward **Kyle Alexander** proved himself as a reliable rim-protector last season. This year, he is showing growth offensively.
- The soft-spoken Canadian is on pace to score 118 points this season, which would more than double his offensive output from a year ago (53 points).
- Alexander has started each of the last two games—both Tennessee wins.

PARKER PROVIDING EFFICIENT MINUTES

- True freshman guard **Kwe Parker** is averaging 12.2 minutes off the bench in Tennessee's last five games.
- The Vols are 4-1 in that span, during which Parker has 11 assists and just one turnover.

BOWDEN VALUING THE BALL

- Freshman shooting guard **Jordan Bowden**—who earned an SEC Freshman of the Week award last month—owns a 1.50 assist-to-turnover ratio on the year. But over UT's last seven games he has taken even better care of the basketball.
- Bowden has committed just two turnovers in his last 162 minutes played, spanning the last eight games.**

COMPARING WINS vs. LOSSES

| WINS | STATISTIC | LOSSES |
|------|--|--------|
| 85.0 | Points Per Game | 68.6 |
| .487 | Field Goal Pct. | .381 |
| .385 | 3-Point FG Pct. | .253 |
| +3.3 | Rebound Margin | -2.6 |
| 17.4 | Assists Per Game | 9.0 |
| +3.4 | Turnover Margin | +0.8 |
| 12.6 | Grant Williams Points Per Game | 7.0 |
| 9.4 | Jordan Bowden Points Per Game | 6.4 |
| 1.6 | Shembari Phillips Assist/Turnover Ratio | 0.4 |

AN (EARLY) ALL-STAR COMPARISON FOR FRESHMAN GRANT WILLIAMS

- Vols freshman **Grant Williams** said after UT's win at Texas A&M on Dec. 29 that one of the players he tries to emulate is Golden State Warriors' forward **Draymond Green**.
- Green and Williams both were rated by Rivals.com as three-star prospects. According to ESPN, Green was the nation's No. 21 power forward prospect in 2007, while Williams was the nation's No. 26 power forward in 2016.
- Below is a comparison between Williams' current stats and Green's year-by-year stats at Michigan State.

| PLAYER | YEAR | FG% | PPG | RPG | BPG | MPG |
|-----------------------|-------------------|-------------|-------------|------------|------------|-------------|
| Grant Williams | Fr (16-17) | .565 | 10.5 | 5.5 | 2.1 | 22.7 |
| Draymond Green | Fr (08-09) | .556 | 3.3 | 3.3 | 0.2 | 11.4 |
| Draymond Green | So (09-10) | .525 | 9.9 | 7.7 | 0.9 | 25.5 |
| Draymond Green | Jr (10-11) | .426 | 12.6 | 8.6 | 1.1 | 30.1 |
| Draymond Green | Sr (11-12) | .449 | 16.2 | 10.6 | 1.0 | 33.2 |

THIS YEAR'S VOLS GETTING IT DONE WITHOUT "VOLUME" GUYS

- Lacking "volume shooters" and "volume scorers" but long on balance, Tennessee has seven players averaging at least 7.0 points per game.
- Returning leading scorer **Robert Hubbs III** leads the Vols in field-goal attempts, but he is only taking 11.2 shots per game (making 51 percent of them).
- No Vol has attempted 20 shots in a game this year.**
- UT's scoring offense of 78.7 ppg ranks sixth in the SEC, and the Vols have scored 90+ points four times.
- UT is shooting .446 as a team through 13 games.

TENNESSEE'S FIVE LOSSES HAVE COME VS. TOP-25 CALIBER TEAMS

- The five teams that have defeated Tennessee this season combine to boast a 61-11 (.847) record.
- Chattanooga is 10-3 and was picked to repeat as the Southern Conference champion.
- Wisconsin is 12-2 and ranked 14th in the AP poll.
- Oregon is 13-2 and ranked 21st in the AP poll.
- UNC is 12-4 and ranked ninth in the AP poll.
- Gonzaga is 14-0 and ranked seventh in the AP poll.

TENNESSEE HAS ALREADY FACED FOUR TOP-20 OPPONENTS

- By the time the Vols had played their 11th game this season, they had already faced four top-20 teams.
- The Big Orange had good showings in losses to then-16th-ranked Wisconsin and then-13th-ranked Oregon (overtime) in November in Maui. Tennessee then led for more than 32 minutes at seventh-ranked North Carolina on Dec. 11 before falling 73-71.
- Most recently, the Vols dropped an 86-76 neutral-site game to unbeaten and then-eighth-ranked Gonzaga in Nashville on Dec. 18.
- Based on the current AP poll, Tennessee stands to potentially play at least three more games against ranked teams this season.

IT'S THE FIRST OF THE MONTH

- That's your obligatory "Bone Thugs-n-Harmony" game notes reference.
- Freshman point guard **Jordan Bone** returned to action Dec. 29 at Texas A&M after missing nine straight games with a stress fracture in his left foot.
- Prior to his injury—suffered during UT's first practice at the Maui Invitational—Bone appeared in the Vols' first three games, starting the first two.
- Bone recorded one assist in eight minutes off the bench at Texas A&M.
- When Bone was injured, point guard minutes were split between sophomore **Shembari Phillips** and freshmen **Lamonté Turner** and **Kwe Parker**.

VOLS RANKED 27th IN FT SHOOTING

- Tennessee ranks 27th among Division I teams (third in the SEC) with a .758 free-throw percentage.
- Among Vols with at least two attempts per game, four are shooting at least 79 percent.
- Jordan Bowden** (.941), **Robert Hubbs III** (.889) and **Lamonté Turner** (.864) are the team's top free-throw shooters in terms of percentage.

BOOST FROM THE BENCH

- As head coach **Rick Barnes** predicted in the preseason, Tennessee's depth has proven to be a strength of this year's team.
- Through 12 contests, Tennessee's bench is averaging 30.7 points per game. The Vols' reserves are outscoring the opponents' reserves by 12.7 points per game, and the UT bench has accounted for more than 40 points in a game three times.
- A Vol has come off the bench to score in double figures 14 times, and eight different Vols are playing at least 16 minutes per game.

NATIONAL POLLS

ASSOCIATED PRESS POLL

Updated: Dec. 26

| Rank | School | Record | Points |
|------|----------------|--------|--------|
| 1 | Villanova (56) | 12-0 | 1,614 |
| 2 | UCLA (3) | 13-0 | 1,518 |
| 3 | Kansas | 11-1 | 1,461 |
| 4 | Baylor (6) | 12-0 | 1,458 |
| 5 | Duke | 12-1 | 1,375 |
| 6 | Louisville | 11-1 | 1,260 |
| 7 | Gonzaga | 12-0 | 1,222 |
| 8 | Kentucky | 10-2 | 1,171 |
| 9 | North Carolina | 11-2 | 1,113 |
| 10 | Creighton | 12-0 | 1,049 |
| 11 | West Virginia | 11-1 | 933 |
| 12 | Virginia | 10-1 | 892 |
| 13 | Butler | 11-1 | 837 |
| 14 | Wisconsin | 11-2 | 772 |
| 15 | Purdue | 11-2 | 745 |
| 16 | Indiana | 10-2 | 709 |
| 17 | Xavier | 10-2 | 548 |
| 18 | Arizona | 11-2 | 512 |
| 19 | Saint Mary's | 10-1 | 407 |
| 20 | Florida State | 12-1 | 326 |
| 21 | Oregon | 11-2 | 321 |
| 22 | USC | 13-0 | 248 |
| 23 | Cincinnati | 10-2 | 207 |
| 24 | Notre Dame | 10-2 | 204 |
| 25 | Florida | 9-3 | 76 |

Receiving Votes: Maryland 40, Virginia Tech 37, Seton Hall 18, Clemson 12, Minnesota 8, Miami (Fla.) 8, Oklahoma State 7, Northwestern 5, South Carolina 4, UNC Wilmington 3, Arkansas 3, Iowa State 2

USA TODAY COACHES' POLL

Updated: Dec. 26

| Rank | School | Record | Points |
|------|----------------|--------|--------|
| 1 | Villanova (27) | 12-0 | 771 |
| 2 | UCLA (2) | 13-0 | 736 |
| 3 | Kansas (1) | 11-1 | 695 |
| 4 | Baylor | 12-0 | 656 |
| 5 | Duke (1) | 12-1 | 641 |
| 6 | Gonzaga | 12-0 | 600 |
| 7 | Louisville | 11-1 | 560 |
| 8 | Kentucky | 10-2 | 537 |
| 9 | Creighton | 12-0 | 531 |
| 10 | North Carolina | 11-2 | 522 |
| 11 | Virginia | 10-1 | 454 |
| 12 | West Virginia | 11-1 | 438 |
| 13 | Butler | 11-1 | 397 |
| 14 | Wisconsin | 11-2 | 347 |
| 15 | Purdue | 11-2 | 331 |
| 16 | Indiana | 10-2 | 285 |
| 17 | Xavier | 10-2 | 277 |
| 18 | Arizona | 11-2 | 232 |
| 19 | Saint Mary's | 10-1 | 214 |
| 20 | Florida State | 12-1 | 161 |
| 21 | Oregon | 11-2 | 148 |
| 22 | USC | 13-0 | 136 |
| 23 | Cincinnati | 10-2 | 93 |
| 24 | Notre Dame | 10-2 | 92 |
| 25 | South Carolina | 9-2 | 57 |

Receiving Votes: Florida 37, Maryland 33, Arkansas 27, Oklahoma State 17, Miami (Fla.) 13, TCU 7, California 7, Minnesota 7, Virginia Tech 4, Seton Hall 4, Nevada 3, Colorado 2, UNC Wilmington 1, New Mexico State 1, Middle Tennessee 1

TRACKING TENNESSEE IN THE POLLS

AP COACHES'

| | | |
|-------|----|----|
| Pre | NR | NR |
| 11/14 | NR | NR |
| 11/21 | NR | NR |
| 11/28 | NR | NR |
| 12/5 | NR | NR |
| 12/12 | NR | NR |
| 12/19 | NR | NR |
| 12/26 | NR | NR |
| 1/2 | | |
| 1/9 | | |
| 1/16 | | |
| 1/23 | | |
| 1/30 | | |
| 2/6 | | |
| 2/13 | | |
| 2/20 | | |
| 2/27 | | |
| 3/6 | | |
| Final | | |

RPI TRACKER (as of Jan. 1)

| | |
|--------------------|----------------|
| CBSsports.com | 65 |
| ESPN.com InsideRPI | 56 (BPI = N/A) |
| KenPom.com | 64 |
| NCAA (official) | 65 |
| Sagarin | 61 |

Tennessee's "Best" RPI Win: ETSU (RPI = 127)

2016-17 SEC STANDINGS (through Jan. 2)

| | SEC | Pct. | H | A | ALL | Pct. | H | A | N | Streak |
|-----------------|-----|-------|-----|-----|------|------|------|-----|-----|--------|
| Florida | 1-0 | 1.000 | 0-0 | 1-0 | 10-3 | .769 | 1-0 | 2-1 | 7-2 | W3 |
| Georgia | 1-0 | 1.000 | 0-0 | 1-0 | 9-4 | .692 | 6-1 | 2-2 | 1-1 | W1 |
| Kentucky | 1-0 | 1.000 | 0-0 | 1-0 | 11-2 | .846 | 6-1 | 1-1 | 4-0 | W1 |
| Tennessee | 1-0 | 1.000 | 0-0 | 1-0 | 8-5 | .615 | 5-1 | 2-1 | 1-3 | W2 |
| Vanderbilt | 1-0 | 1.000 | 0-0 | 1-0 | 7-6 | .539 | 5-1 | 1-2 | 1-3 | W1 |
| South Carolina | 0-0 | .000 | 0-0 | 0-0 | 10-3 | .769 | 8-1 | 1-1 | 1-1 | L1 |
| Mississippi St. | 0-0 | .000 | 0-0 | 0-0 | 9-3 | .750 | 6-2 | 0-0 | 3-1 | W3 |
| Alabama | 0-0 | .000 | 0-0 | 0-0 | 7-5 | .583 | 5-2 | 0-2 | 2-1 | W2 |
| Missouri | 0-0 | .000 | 0-0 | 0-0 | 5-7 | .417 | 4-4 | 0-0 | 1-3 | L4 |
| Arkansas | 0-1 | .000 | 0-1 | 0-0 | 11-2 | .846 | 10-1 | 0-1 | 1-0 | L1 |
| Auburn | 0-1 | .000 | 0-1 | 0-0 | 10-3 | .769 | 6-1 | 2-0 | 2-2 | L1 |
| LSU | 0-1 | .000 | 0-1 | 0-0 | 8-4 | .667 | 7-1 | 0-1 | 1-2 | L2 |
| Ole Miss | 0-1 | .000 | 0-1 | 0-0 | 9-4 | .692 | 7-2 | 0-1 | 2-1 | L1 |
| Texas A&M | 0-1 | .000 | 0-1 | 0-0 | 8-4 | .667 | 6-2 | 0-0 | 2-2 | L1 |

FAST BREAK

Tennessee has produced four of the top 10 all-time scorers in SEC history: **Allan Houston** (No. 2; 2,801 points), **Ernie Grunfeld** (No. 5; 2,249 points), **Tony White** (No. 6; 2,219 points) and **Chris Lofton** (No. 10; 2,131 points).

30-POINT NIGHT FOR WILLIAMS

- Freshman forward **Grant Williams** erupted for 30 points, six rebounds and a pair of blocks in UT's come-from-behind victory over Lipscomb Dec. 15.
- It was the highest points total by a Vol this season and made Williams the first UT freshman to drop 30 in a game since All-American **Chris Lofton** scored 30 at Arkansas on Feb. 26, 2005.
- Williams' 30-point game stands tied as the third-highest scoring total by an SEC player this season.

20-POINT GAMES BY FRESHMEN

- Tennessee has had **four** different freshmen score at least 20 points in a game this season. And it took only 10 games for that to happen.
- Media Relations staffers are researching the last time a Tennessee team had four different freshmen produce 20-point outings in season. A partial check of the archives shows it has not been done through the early 1980s (it's likely to never have happened).

| FRESHMAN | PTS | GAME |
|-------------------|-----|---------------------------|
| Grant Williams, F | 30 | vs. Lipscomb, 12/15/16 |
| Lamonté Turner, G | 24 | vs. Presbyterian, 12/6/16 |
| Jordan Bone, G | 21 | vs. Chattanooga, 11/11/16 |
| Jordan Bowden, G | 21 | vs. Presbyterian, 12/6/16 |

HUBBS' EFFICIENCY ON FLEEK

- Had to work "fleeek" into the game notes somehow.
- Through 13 games, senior **Robert Hubbs III** ranks seventh in the SEC in field-goal percentage, shooting .514 (75-of-146) for the season.
- Aiding Hubbs' cause on the scoring front has been his outstanding free-throw percentage. Hubbs ranks fifth in the SEC at the foul line (.889) and has missed just five freebies (40-of-45) this season.

ALEXANDER AN NABC GOOD WORKS TEAM CANDIDATE

- Sophomore forward **Kyle Alexander** is a candidate for the 2017 Allstate NABC Good Works Team.
- The team recognizes players whose charitable involvement and altruistic acts stand out amongst all other student-athletes participating in the sport.

FULKERSON ON THE SHELF

- After starting six straight games for the Vols and emerging as one of the team's top rebounders, freshman forward **John Fulkerson** saw his promising rookie season interrupted by injury.
- Early in Tennessee's win over Lipscomb Dec. 15, Fulkerson suffered a dislocated elbow while attempting to take a charge. Two days later, it was estimated that he would be out for a minimum of six weeks.
- Fulkerson came off the bench to make a significant impact during his season-high 37 minutes vs. 13th-ranked Oregon in Maui. The Kingsport, Tennessee, native logged 12 points, 10 rebounds, five blocks and a pair of steals. That earned him a spot in the starting lineup, which he occupied until suffering the injury.

NINE EXPLOSIVE SCORERS

- What a difference a year can make. Last season, Tennessee entered the year with no players on its roster who had scored at least 20 points in a Division I game. **Now the Vols have nine.**
- The Vols entered this season with five different players who had done so—**Lew Evans, Robert Hubbs III, Detrick Mostella, Shembari Phillips** and **Admiral Schofield**.
- And just 10 games into **Rick Barnes'** second season on Rocky Top, four Vols freshmen already had 20-point games to their credit—**Jordan Bone** (21 vs. Chattanooga), **Jordan Bowden** (21 vs. Presbyterian), **Lamonté Turner** (24 vs. Presbyterian) and **Grant Williams** (30 vs. Lipscomb).

TENNESSEE AMONG YOUNGEST, SMALLEST TEAMS IN DIVISION I

- According to statistical analyst Ken Pomeroy (Ken.Pom.com), **Tennessee ranks 331 out of 351 NCAA Division I teams in terms of roster experience.** Pomeroy's calculation weights the experience of each player on the roster based on minutes played. If seniors play many minutes for a team, that team's experience rank climbs.
- Through 13 games, freshmen have accounted for 45.6 percent of Tennessee's minutes played.**
- In terms of under- and upperclassmen, this is the youngest Tennessee team in 20 years. **Kevin O'Neill's** 1996-97 Vols had only three upperclassmen, just like this current UT squad.
- Pomeroy also ranks teams based on average roster height, and the Vols land at 297 out of 351 teams (shortest in the SEC) with an average height of 75.9 inches (6-3).

"QUOTABLE"

Billy Kennedy, Texas A&M

"They out-physicaled us and did a much better job of bothering us than anybody we've played. I thought them playing 10 or 11 guys had some wear and tear on us in the second half. Their depth was a factor. We got punched in the face."

SPECIALTY-STAT TRACKER

| Opponent | Points in the Paint | Points Off TOS | 2nd Chance Points | Bench Points |
|----------------|---------------------|----------------|-------------------|--------------|
| Chattanooga | 32 (-10) | 14 (-4) | 15 (+2) | 28 (+21) |
| App State | 42 (+6) | 28 (+12) | 8 (-7) | 42 (+9) |
| #16 Wisconsin | 32 (even) | 15 (+3) | 10 (+3) | 25 (+18) |
| #13 Oregon | 26 (even) | 19 (-5) | 8 (-2) | 43 (+16) |
| Chaminade | 52 (+20) | 17 (+7) | 18 (+7) | 26 (+15) |
| Ga. Tech | 36 (+20) | 20 (+2) | 12 (+5) | 26 (+9) |
| Presbyterian | 24 (+10) | 31 (+29) | 21 (+17) | 37 (+10) |
| #7 UNC | 36 (-10) | 11 (-5) | 9 (-16) | 16 (-12) |
| Tennessee Tech | 36 (+4) | 15 (+4) | 13 (+6) | 23 (+5) |
| Lipscomb | 48 (+20) | 16 (+4) | 13 (+9) | 24 (+12) |
| #8 Gonzaga | 14 (-14) | 18 (even) | 17 (+8) | 36 (+12) |
| ETSU | 32 (-2) | 11 (+5) | 22 (+10) | 43 (+28) |
| Texas A&M | 24 (-8) | 19 (+13) | 11 (-7) | 30 (+22) |
| Total +/- | +36 | +65 | +35 | +200 |
| Season Highs | 48 | 31 | 22 | 43 |



Tennessee's first half field-goal percentage of .654 at UNC on Dec. 11 was the fourth-highest ever recorded by a UNC opponent in a half at the Dean Smith Center, which opened in 1986:

| TEAM | DATE | FG%, HALF |
|-----------|---------------|-----------|
| Duke | March 9, 2013 | .692, 1st |
| Kentucky | Dec. 7, 2002 | .667, 2nd |
| Temple | Feb. 22, 1988 | .681, 2nd |
| TENNESSEE | Dec. 11, 2016 | .654, 1st |

"QUOTABLE"

Rick Barnes
Head Coach

"They all say they want to get out and run and play, but, think about it... I (take guys out) for not shooting the ball. I don't think as a player you could ask anything more than a coach to say we want you shoot the ball."

"QUOTABLE"

#1 Lamonté Turner

"I think we can be a great team defensively. We can pressure the ball; we have guards that can do that. Our bigs, they've been playing really good post defense. And our coaches have been coming up with great schemes defensively. It's been working for us."



NUMBERS OF NOTE

33

Freshmen have combined to make 30 starts for Tennessee so far this season. Wing **Jordan Bowden** leads the way with 12 starts, while forward **Grant Williams** has started 10 games.

.667

Sophomore guard **Shembari Phillips** has made 12 of 18 attempts from 3-point range this season. That's good for a .667 shooting percentage. Last year, he shot .368 (21-of-57) from long range.

45.0

Freshmen have accounted for 45.0 percent of Tennessee's total scoring this season. (460 of 1,023 points). A freshman has owned or tied for top-scorer honors in five games thus far.

ALEXANDER GIVES VOLS CANADIAN CONNECTION

- Forward **Kyle Alexander** last season became just the second Canadian ever to letter for the Vols (joining Hamilton, Ontario, native **Bobby Croft**, 1967-70).
- Alexander appeared in 32 games for the Vols last season, with 11 starts. He ranked second on the team with 31 total blocked shots.
- This season, Alexander has twice set new career-highs for scoring, with seven points against Chattanooga (11/11) and 13 vs. App State (11/15).
- Rick Barnes** boasts an impressive history of signing and developing Canadian standouts, including **Cory Joseph** (Toronto; now plays for the Toronto Raptors), **Myck Kabongo** (Toronto; now plays in the NBA D-League) and **Tristan Thompson** (Brampton, Ontario; now plays for the Cleveland Cavaliers).

JOHNSON, FLESCHEMAN TO REDSHIRT

- Tennessee coach **Rick Barnes** announced during his postgame press conference on Nov. 15 that true freshmen **Jalen Johnson** and Jacob **Fleschman** will redshirt this season.
- Johnson is guard with great length and athleticism, but he needs to add strength. Fleschman is a walk-on guard whose strength is his shooting.
- Barnes said of Johnson: "**Lamonté Turner** told me he thought the best thing that happened to him was to sit out (last season). So we think it's going to be a good thing for Jalen because we think he has a great future."

CHAMPIONSHIP EXPERIENCE

- Tennessee's roster features six players who won at least one state championship during their respective high school careers. And those six Vols combine to boast a total of eight state championship rings.
- Freshmen **Jordan Bone** and **Jalen Johnson** each won a pair of state titles during their prep careers. Vols with a single state title under their belt are: **Lew Evans**, **Kwe Parker**, **Shembari Phillips** and **Grant Williams**.
- Robert Hubbs III** and **Lamonté Turner** each played in at least one state championship game during their prep career, but neither player's team captured a title.

"QUOTABLE"



Josh Richardson, Miami Heat
"I think (Rick Barnes is) a great coach. I wanted to play for him really bad my whole life growing up. I was a big Texas fan. I'm a bit jealous that these guys get to play for him."

6-9 FORWARD ZACH KENT SIGNS


- 6-9 forward **Zach Kent** signed with the Vols Nov. 9. He plans to enroll at UT next summer and pursue a degree in Communications. He will be a freshman for the Volunteers in 2017-18.
- A native of Magnolia, Delaware, Kent is currently a senior at Blair Academy in Blairstown, New Jersey.
- Prior to this year, Kent attended St. Andrew's School in Middleton, Delaware. As a junior there in 2015-16, Kent earned All-Conference and third-team All-State honors after averaging 17 points and nine rebounds per game.
- He will become the first Delaware native ever to suit up for the Vols.

EVANS BRINGS NCAA EXPERIENCE

- The summer addition of graduate transfer forward **Lew Evans** not only gave this Tennessee roster a much-needed boost in size, it also gave the Vols' locker room a presence with some NCAA Tournament experience.
- As a sophomore in 2013-14, Evans started 22 games for a Tulsa squad that exceeded 20 wins, captured the Conference USA crown and advanced to the NCAA Tournament, where it fell to UCLA.
- "That experience was awesome," Evans said. "The game before ours was Stephen F. Austin against VCU. When SFA hit a buzzer-beater to go into overtime, that place was rocking. Right after that, we played UCLA in San Diego, so the whole crowd of 10,000 was against us. The whole thing from start to finish was awesome."
- Vols senior **Robert Hubbs III** was a true freshman when UT advanced all the way from the First Four to the Sweet Sixteen in 2014. But he had season-ending shoulder surgery in January and was unable to play in any of UT's four NCAA Tournament games.

▶ LAST THREE GAMES

| # | Player | gp-gs | min | avg | Total | | 3-Point | | F-Throw | | Rebounds | | | | pf | dq | a | to | blk | stl | pts | avg |
|----------------|--------------------|-------|-----|------|--------|------|---------|------|---------|-------|----------|-----|-----|------|----|----|----|----|-----|-----|-----|------|
| | | | | | fg-fga | fg% | 3fg-fga | 3fg% | ft-fa | ft% | off | def | tot | avg | | | | | | | | |
| 15 | Mostella, Detrick | 3-0 | 90 | 30.0 | 19-44 | .432 | 9-26 | .346 | 8-8 | 1.000 | 3 | 8 | 11 | 3.7 | 5 | 0 | 7 | 4 | 1 | 2 | 55 | 18.3 |
| 2 | Williams, Grant | 3-3 | 73 | 24.3 | 8-17 | .471 | 1-4 | .250 | 12-19 | .632 | 10 | 11 | 21 | 7.0 | 8 | 0 | 2 | 2 | 10 | 3 | 29 | 9.7 |
| 3 | Hubbs III, Robert | 3-3 | 92 | 30.7 | 10-29 | .345 | 1-4 | .250 | 6-9 | .667 | 3 | 6 | 9 | 3.0 | 4 | 0 | 5 | 4 | 1 | 3 | 27 | 9.0 |
| 1 | Turner, Lamonte | 3-2 | 70 | 23.3 | 5-23 | .217 | 4-12 | .333 | 12-13 | .923 | 2 | 9 | 11 | 3.7 | 7 | 0 | 10 | 6 | 2 | 2 | 26 | 8.7 |
| 25 | Phillips, Shembari | 3-1 | 48 | 16.0 | 7-17 | .412 | 2-5 | .400 | 3-8 | .375 | 3 | 7 | 10 | 3.3 | 6 | 0 | 4 | 9 | 1 | 0 | 19 | 6.3 |
| 21 | Evans, Lew | 3-1 | 47 | 15.7 | 3-11 | .273 | 1-5 | .200 | 10-12 | .833 | 5 | 5 | 10 | 3.3 | 9 | 1 | 0 | 6 | 0 | 0 | 17 | 5.7 |
| 23 | Bowden, Jordan | 3-3 | 49 | 16.3 | 5-12 | .417 | 3-8 | .375 | 4-4 | 1.000 | 3 | 5 | 8 | 2.7 | 7 | 1 | 1 | 1 | 0 | 2 | 17 | 5.7 |
| 11 | Alexander, Kyle | 3-2 | 53 | 17.7 | 5-9 | .556 | 0-1 | .000 | 3-5 | .600 | 5 | 11 | 16 | 5.3 | 7 | 0 | 0 | 1 | 5 | 1 | 13 | 4.3 |
| 5 | Schofield, Admiral | 3-0 | 26 | 8.7 | 3-8 | .375 | 1-3 | .333 | 4-4 | 1.000 | 2 | 4 | 6 | 2.0 | 7 | 0 | 0 | 2 | 0 | 1 | 11 | 3.7 |
| 12 | Parker, Kwe | 3-0 | 44 | 14.7 | 3-9 | .333 | 1-5 | .200 | 0-3 | .000 | 3 | 2 | 5 | 1.7 | 7 | 0 | 9 | 1 | 1 | 2 | 7 | 2.3 |
| 0 | Bone, Jordan | 1-0 | 8 | 8.0 | 0-3 | .000 | 0-1 | .000 | 0-0 | .000 | 0 | 0 | 0 | 0.0 | 0 | 0 | 1 | 0 | 0 | 0 | 0 | 0.0 |
| Team | | | | | | | | | | | 7 | 5 | 12 | | | | | 1 | | | | |
| Total..... | | 3 | 600 | | 68-182 | .374 | 23-74 | .311 | 62-85 | .729 | 46 | 73 | 119 | 39.7 | 67 | 2 | 39 | 37 | 21 | 16 | 221 | 73.7 |
| Opponents..... | | 3 | 600 | | 70-171 | .409 | 22-54 | .407 | 55-74 | .743 | 41 | 80 | 121 | 40.3 | 69 | - | 36 | 49 | 11 | 17 | 217 | 72.3 |



"QUOTABLE"

T.J. Ford, Wooden Award and Naismith Trophy winner

"Every day I wake up, I use things I learned from (coach Barnes). Just knowing how to treat people, knowing how to be respectful, being engaging, being on time, how to be responsible, all of those things. I do it every day."

VOLS IN THE NBA

- Tennessee alums enjoyed a noteworthy presence in the NBA during the 2015-16 season—highlighted by **Jordan McRae** (2010-14) winning an NBA Championship with the Cleveland Cavaliers.
- McRae made 17 appearances for the Cavs and also played in seven games with the Phoenix Suns last season. His regular-season averages included 4.5 points and 1.1 assists in 8.9 minutes per game. He shot .436 overall and .455 from 3-point range.
- Miami Heat guard **Josh Richardson** had a spectacular rookie campaign, playing a key role on Miami's run to the Eastern Conference semifinals. In 52 regular-season appearances, Richardson averaged 6.6 points, 2.1 rebounds and 1.4 assists in 21.3 minutes per game. After the All-Star break, he led the entire NBA in 3-point percentage (.589), and he was named the NBA Eastern Conference Rookie of the Month for March.
- Midway through his fifth NBA season, forward **Tobias Harris** was traded from the Orlando Magic to the Detroit Pistons, playing a starting role as Detroit surged into the playoffs. In 76 regular-season appearances (with both Orlando and Detroit), Harris averaged 14.7 points, 6.7 rebounds and 2.2 assists in 33.1 minutes per game.
- Point guard **C.J. Watson** completed his ninth NBA season as a member of the Orlando Magic. An injury limited him to just 33 appearances, during which he averaged 4.3 points, 2.0 rebounds and 2.7 assists in 19.9 minutes per game.
- 2014 NBA Draft pick **Jarnell Stokes**, who has spent time with the Memphis Grizzlies and the Miami Heat during his first two professional seasons, made the Denver Nuggets roster out of training camp. He was waived however, on Nov. 15. Stokes was the 2016 NBA D-League MVP and also was selected as the D-League finals MVP after leading the Sioux Falls Skyforce to the league championship.
- A pair of Tennessee alums continue lengthy tenures as NBA front-office executives in 2016-17. Washington Wizards President **Ernie Grunfeld** completed his 13th season as the team's top executive. And New York Knicks Assistant General Manager **Allan Houston** continues to play a key insider's role in the resurgence of that storied franchise.

FAST BREAK

Tennessee has made five NCAA Sweet Sixteen appearances since 2000.

EIGHT BARNES' PUPILS ACTIVE IN NBA

- There are currently eight **Rick Barnes** pupils active on NBA rosters, including one of the top players in the world: 2014 NBA MVP **Kevin Durant**.

| PLAYER, POS | DRAFTED | TEAM |
|----------------------|---------|-----------------------|
| LaMarcus Aldridge, F | 2006 | San Antonio Spurs |
| D. J. Augustin, G | 2008 | Orlando Magic |
| Avery Bradley, G | 2010 | Boston Celtics |
| Kevin Durant, F | 2007 | Golden State Warriors |
| Cory Joseph, G | 2011 | Toronto Raptors |
| Tristan Thompson, F | 2011 | Cleveland Cavaliers |
| P.J. Tucker, F | 2006 | Phoenix Suns |
| Myles Turner, F | 2015 | Indiana Pacers |

BARNES BEAT THREE MAJOR RIVALS IN FIRST SEASON WITH VOLS

- Last season, **Rick Barnes** led Tennessee to wins over three of its biggest rivals, as his Vols bested SEC Eastern Division foes Florida, Kentucky and Vanderbilt. UT's wins over the Gators and Wildcats came in Knoxville, while the win over the Commodores came in the SEC Tournament in Nashville.
- Barnes last season also became one of only five Tennessee basketball coaches to defeat both Florida and Kentucky in his first try with the Big Orange. In doing so, Barnes joined **John Sines** (1959-60), **Don DeVoe** (1978-79), **Wade Houston** (1989-90) and **Bruce Pearl** (2005-06).

WINS OVER 175 DIVISION I SCHOOLS

- Rick Barnes** has recorded at least one win over 175 different schools during his career as a head coach.



VOLS IN THE NBA

& AROUND
THE GLOBE

NBA VOLS

TOBIAS HARRIS, SF

DETROIT PISTONS / 6TH YEAR IN THE NBA

Notes: 24-year-old has scored more than 4,000 career points and was selected as one of *Sports Illustrated's* Top 100 NBA Players prior to this season.

JORDAN MCRAE, SG

CLEVELAND CAVALIERS / 2ND YEAR IN THE NBA

Notes: 2014 Draft pick broke into the NBA last season and won a championship ring with Cleveland.

JOSH RICHARDSON, SG

MIAMI HEAT / 2ND YEAR IN THE NBA

Notes: As a rookie last season, he led the entire NBA in 3-point percentage during the second half of the season (post-All-Star break).

JARNELL STOKES, PF

DENVER NUGGETS / 3RD YEAR IN THE NBA

Notes: Last year's D-League MVP, the third-year pro earned a Denver Nuggets roster spot with a strong training camp but was waived on Nov. 15.

C.J. WATSON, PG

ORLANDO MAGIC / 10TH YEAR IN THE NBA

Notes: 31-year-old has appeared in more than 500 career NBA games, totaling more than 3,900 points and 1,200 assists.

ERNIE GRUNFELD

WASHINGTON WIZARDS / PRESIDENT (GM)

Note: Has been with Wizards organization since 2003.

ALLAN HOUSTON

NEW YORK KNICKS / ASSISTANT GM

Note: Former Knicks All-Star now serves as assistant general manager and is also the GM of New York's D-League affiliate, the Westchester Knicks.

VOLS ON INTERNATIONAL ROSTERS

| Name | Country | Club |
|-------------------|-------------|---------------|
| Devon Baulkman | Germany | Ratiopharm |
| Wayne Chism | Mexico | Garzas |
| D'Montre Edwards | U.K. | Reading |
| John Fields (inj) | Belgium | Liege |
| Kenny Hall | Greece | Koroivos |
| Scotty Hopson | Croatia | Cedevita |
| Chris Lofton | TBD | TBD |
| Armani Moore | Poland | Stelmet ZG |
| J.P. Prince | Iran | Azad |
| Kevin Punter Jr. | Greece | Lavrio |
| Derek Reese | Puerto Rico | Ponce Lions |
| Tyler Smith | Turkey | Akhisar Bid |
| Cameron Tatum | Montenegro | KK Mornar Bar |

FRESHNESS GUARANTEED | NIKE KD9



Head coach **Rick Barnes'** connections with Nike and 2014 NBA MVP **Kevin Durant** have paid dividends in the swag department for the Tennessee basketball program, as Nike designed two different, custom KD9 sneakers for the Vols (white and smokey grey).

When Tennessee unveiled its KD9s on social media, the response was overwhelmingly positive. But to the disappointment of thousands of Big Orange fans, the custom kicks are not available in stores.

THOMPSON-BOLING ARENA



CAPACITY /// 21,678

348-123

Overall Record in 30 Seasons at TBA

NOTES FROM "THE SUMMITT"

WELCOME TO YEAR NO. 30

- Thompson-Boling Arena is hosting its 30th season in 2016-17.
- The Vols have won nearly 75 percent of their games in Thompson-Boling Arena.
- The Vols have ranked in the top 10 nationally in attendance 12 times at TBA and own an active streak of 12 consecutive seasons ranked in the top 20.

BY THE NUMBERS

- Tennessee is 348-123 (.739) in 30 seasons in TBA.
- Since the 1998 season, the Vols are 247-63 (.797) in Thompson-Boling Arena.
- The Vols are 111-45 against SEC teams at home over the last 12 seasons.
- Tennessee has won 62 of its last 87 SEC games at Thompson-Boling Arena.
- UT has won 144 of its last 163 home games against non-conference opponents.
- Tennessee finished both the 2006-07 and 2007-08 seasons with a 16-0 home record.
- The Vols have won five straight home games against the defending national champions (Kentucky in 2013, UConn in 2012, Florida in 2008, Florida in 2007, Kentucky in 1999).

STRONG SEASON-TICKET SALES

- Tennessee sold more than 10,650 season-ticket packages for the 2016-17 campaign.
- The Vols' total of season-ticket **sales** this season exceeds the **capacity** of four SEC arenas (Ole Miss [capacity 9,061], Auburn [9,121], Mississippi State [10,500] and Georgia [10,523]).

HOME CROWDS OF 20,000+ NOTHING NEW FOR VOLS

- Tennessee has played in front of 50 home crowds larger than 20,000 dating to the 2005-06 season.
- The crowd of 22,326 for the 2009 Gonzaga game was the largest at Thompson-Boling Arena since capacity was reduced from 24,535 to 21,678 prior to the 2007-08 campaign.
- UT has hosted ESPN College GameDay twice at Thompson-Boling Arena, winning both games.

► AVG. HOME ATTENDANCE

2015-16 Final Attendance Rankings

| Arena/School | Avg. |
|--|--------|
| 1. Rupp Arena Kentucky | 23,361 |
| 2. The Carrier Dome Syracuse | 21,592 |
| 3. KFC Yum! Center Louisville | 20,859 |
| 4. Dean E. Smith Center North Carolina | 18,326 |
| 5. Xfinity Center College Park Maryland | 17,863 |
| 6. Kohl Center Wisconsin | 17,287 |
| 7. Assembly Hall Indiana | 17,106 |
| 8. PNC Arena NC State | 16,758 |
| 9. Allen Fieldhouse Kansas | 16,436 |
| 10. CenturyLink Center Creighton | 15,941 |
| 11. Pinnacle Bank Arena Nebraska | 15,429 |
| 12-16 Arkansas, Michigan State, BYU, Arizona, Iowa State | |
| 17. Thompson-Boling Arena Tennessee | 14,232 |

► LEGENDS IN THE RAFTERS

■ TENNESSEE'S RETIRED NUMBERS

| Name | No. | Honored on |
|----------------------------------|-----|---------------|
| Ray Mears (<i>coach</i>) | * | March 1, 2006 |
| John Ward (<i>broadcaster</i>) | * | March 1, 2006 |
| Bernard King | 53 | Feb. 13, 2007 |
| Ernie Grunfeld | 22 | March 2, 2008 |
| Allan Houston | 20 | March 6, 2011 |

* Honored with a personalized banner bearing the Tennessee "Power T" logo

■ TENNESSEE'S RETIRED JERSEYS

| Name | No. | Honored on |
|------------|-----|---------------|
| Dale Ellis | 14 | March 1, 2014 |

► \$40 MILLION COMMITMENT



Hoops a Priority on Rocky Top

The University of Tennessee has invested more than \$40 million into its basketball facilities since the end of the 2006-07 campaign.

Prior to the 2007-08 season, UT added a basketball-only practice facility and began the first phase of renovations to Thompson-Boling Arena.

The \$19 million first phase of renovations included the addition of 32 luxury suites that are located in the existing north balcony, a loge area just below the luxury suites that includes 166 side court seats, new seats for the entire arena, a \$3 million center-hung scoreboard and concourse refurbishments, such as graphics and other amenities.

The Vols' state-of-the-art basketball practice facility, Pratt Pavilion, houses two full-size gymnasiums, one for each of the men's and women's basketball teams, as well as an athletic training room, weight room and film-study room.

The athletic department renovated the men's and women's basketball offices at the arena during the 2010-11 campaign, creating a new and impressive "front door" for the basketball programs.

New to Thompson-Boling Arena in 2013-14 was the 360-degree LED ribbon board that runs along the bottom of the upper deck.

And in March of 2014, TBA became the third college arena to install an LED lighting system (joining Arizona State and Notre Dame).



“QUOTABLE”

LaMarcus Aldridge, San Antonio Spurs/NBA All-Star

“Rick Barnes always told me I would be a franchise player, a go-to guy. I can’t say that I always believed him, but he was right. He told me if I kept working hard and stayed with it, then I would be a go-to guy in the NBA, and it worked out. He kept me positive and kept me going in the right direction when I could have stopped believing in myself. That was a key to my development as a player.”

ACADEMIC EXCELLENCE

- **Rick Barnes’** commitment to his players’ academic achievement cannot be overstated. His teams have posted a perfect 1,000 score in five of the last six multi-year APR reports as well as perfect single-year APR scores every year from 2005-06 through 2014-15.
- A total of 31 Tennessee men’s basketball players have graduated in the last eight years. Those players are: **Devon Baulkman, Josh Bone, Galen Campbell, Quinn Cannington, Quinton Chievous, Ryan Childress, Wayne Chism, D’Montre Edwards, John Fields, Melvin Goins, Kenny Hall, Tony Harris, Michael Hubert, Justin Jackson, Chris Lofton, Brandon Lopez, Jeronne Maymon, Skylar McBee, Jordan McRae, Dwight Miller, Armani Moore, Rob Murphy, Steven Pearl, J.P. Prince, Kevin Punter Jr., Josh Richardson, Tyler Summitt, Cameron Tatum, C.J. Watson, Tanner Wild** and **Renaldo Woolridge**.
- Of those 31 graduates in the last eight years, 19 went on to sign professional basketball contracts and two have gone into coaching.

FOUR WEARING VOLSCHOLAR PATCH

- Four Vols have earned the privilege of wearing a “Volscholar” patch on their game jersey: **Kyle Alexander, Shembari Phillips, Lamonté Turner** and **Brad Woodson**
- To be eligible to wear the patch, Tennessee student-athletes must achieve a 3.0 GPA in either of the two previous semesters, or they must own a cumulative 3.0 GPA (freshmen are not eligible for the patch).

LANIER GIVES VOLS ADDITIONAL HEAD COACHING EXPERIENCE

- **Rick Barnes** isn’t the only person on Tennessee’s bench with Division I head coaching experience.
- Associate head coach **Rob Lanier** was the head coach at Siena from 2001-05.
- During that span, the Saints posted a 58-70 mark, and advanced to one NCAA Tournament and one NIT.
- Under Lanier, Siena also won the 2002 Metro Atlantic Athletic Conference Tournament Championship.

USELESS (BUT INTERESTING) INFO

- Junior guard **Detrick Mostella** has the smallest shoe size on the team, as he wears a 10.5.
- Tennessee’s student manager team rose as high as No. 6 in last year’s national KPI rankings (KPIsports.net) and advanced to the Final Four in Houston where it fell to Michigan State. Kansas and Iowa State were the other two Final Four participants.
- At the “real” Final Four in Houston in 2011, **Rick Barnes** received the USBWA’s “Good Guy Award” for coaching excellence and for cooperation with the media.

WHAT DOES VFL STAND FOR?

- VFL is an acronym used across Tennessee’s various athletic programs that stands for “Vol For Life.”
- We don’t have “former Vols.” We have VFL!

TENNESSEE RETURNS TO BATTLE 4 ATLANTIS IN 2017

- Tennessee will make its second appearance in the Battle 4 Atlantis tournament next season. The 2017 field includes the Vols, Arizona, NC State, Northern Iowa, Purdue, SMU, Villanova and Western Kentucky.
- The Battle 4 Atlantis takes place at the Atlantis Resort on Paradise Island, Bahamas.
- In Atlantis in 2013, Tennessee dropped its opening game to UTEP before bouncing back to defeat Xavier and Wake Forest.

TENNESSEE A.D. HART A TRUE BASKETBALL MAN

- Tennessee Vice Chancellor and Director of Athletics **Dave Hart** is a true “basketball man,” as he played collegiately at Alabama.
- A 1971 Alabama graduate, Hart played under legendary head coach **C.M. Newton** and earned a master’s degree from UA in 1972 while working as a graduate assistant basketball coach.
- Hart is the only AD in the SEC who was a college basketball player.

STRENGTH COACH MEDENWALD WAS A TWO-SPORT STANDOUT

- Vols strength and conditioning coach **Garrett Medenwald** has an impressive history as a two-sport collegiate student-athlete.
- At Division III Wisconsin-Stevens Point, he was an outfielder for the baseball team, which won the Midwest Regional and finished fifth at the 2010 NCAA Division III College World Series.
- As a football running back at Division III Wisconsin-Whitewater, he helped lead the Warhawks to back-to-back national championships in 2010 and 2011.
- Medenwald finished his football career at Whitewater holding several program weight room records in cleans, snatch, split jerk, bench press, pro agility, broad jump, vertical jump and 40-yard dash.
- Also an elite powerlifter, Medenwald was a national qualifier in Olympic weightlifting.

VOLS LOOKING TO EXTEND STREAK OF TOP-20 ATTENDANCE

- Tennessee finished 17th nationally in average regular-season home attendance last year, drawing an average of 14,233 fans to 16 games at Thompson-Boling Arena.
- The Vols have ranked among the top 20 in men’s college basketball attendance for 12 consecutive years, including six of those seasons ranked in the top five nationally.

TEAM STAT RANKINGS

| Category | SEC | SEC* | NCAA |
|--------------------------------|-----|------|------|
| Scoring Offense 78.7 | 6 | 8 | 81 |
| Scoring Defense 72.5 | 11 | 5 | 199 |
| Scoring Margin +6.2 | 10 | 3 | 124 |
| Field Goal Pct. .446 | 8 | 8 | 162 |
| Field Goal Pct. Defense .422 | 12 | 5 | 150 |
| 3-Point FG Pct. .333 | 10 | 10 | 246 |
| 3-Point FG Pct. Defense .359 | 12 | 7 | 240 |
| Free Throw Pct. .758 | 3 | T-2 | 27 |
| Rebounds Per Game 37.2 | 11 | T-5 | 168 |
| Rebound Defense 36.2 | 11 | 13 | - |
| Rebound Margin +1.0 | 12 | 14 | 196 |
| Off. Rebounds Per Game 12.5 | 7 | T-8 | 76 |
| Def. Rebounds Per Game 24.7 | 13 | 3 | 247 |
| Assists Per Game 14.2 | 7 | 5 | 159 |
| Assist/Turnover Ratio 1.0 | 10 | 3 | 178 |
| Turnovers Per Game 13.8 | 12 | 7 | 194 |
| Turnover Margin +2.4 | 7 | 2 | 62 |
| Blocks Per Game 5.4 | 8 | 1 | 35 |
| Steals Per Game 6.8 | 9 | 7 | 127 |
| Personal Fouls Per Game 21.5 | - | - | 311 |

SEC thru Jan. 2 | NCAA thru Dec. 30 | * Conference games only

GAMES STARTED

| | Streak | 2016-17 | Career | SEC |
|-------------------|--------|---------|--------|-----|
| Kyle Alexander | 2 | 6 | 17 | 10 |
| Jordan Bone | - | 2 | 2 | - |
| Jordan Bowden | 12 | 12 | 12 | 1 |
| Lew Evans | - | 1 | 39 | - |
| John Fulkerson | - | 6 | 4 | - |
| Robert Hubbs III | 13 | 13 | 49 | 28 |
| Jalen Johnson | - | - | - | - |
| Detrick Mostella | - | 1 | 6 | 3 |
| Kwe Parker | - | - | - | - |
| Shembari Phillips | - | 10 | 21 | 8 |
| Admiral Schofield | - | 1 | 23 | 13 |
| Lamonté Turner | 2 | 3 | 3 | 1 |
| Grant Williams | 10 | 10 | 10 | 1 |

NON-CONF. BREAKDOWN

| Team | Record | '16 RPI | '17 RPI | Result |
|----------------------|--------|---------|---------|-------------|
| Chattanooga | 10-3 | 56 | 83 | L, 82-69 |
| Appalachian State | 5-6 | 262 | 256 | W, 103-94 |
| vs. #16 Wisconsin | 12-2 | 36 | 49 | L, 74-62 |
| vs. #13 Oregon | 13-2 | 4 | 8 | L, 69-65 OT |
| vs. Chaminade | 7-5 | - | - | W, 95-81 |
| Georgia Tech | 9-4 | 51 | 165 | W, 81-58 |
| Presbyterian | 4-8 | 313 | 341 | W, 90-50 |
| at #7 North Carolina | 12-3 | 5 | 16 | L, 73-71 |
| Tennessee Tech | 4-11 | 139 | 342 | W, 74-68 |
| Lipscomb | 7-9 | 270 | 293 | W, 92-77 |
| vs. #8 Gonzaga | 14-0 | 37 | 11 | L, 86-76 |
| at ETSU | 10-3 | 83 | 114 | W, 82-78 |
| Kansas State | 12-1 | 89 | 64 | Jan. 28 |



FOLLOW THE BEAT

Here is a list of reporters who regularly cover the Tennessee basketball beat and tweet about the Vols:

@patrickbrownTFP - Patrick Brown, Chattanooga TFP
 @charlie_burris - Charlie Burris, Orange & White Report
 @vincsports - Vince Ferrara, The Sports Animal
 @jimmyhyams - Jimmy Hyams, The Sports Animal
 @volquest_rob - Rob Lewis, VolQuest.com
 @steveemegargue - Steve Megargue, Associated Press
 @troy_provost - Troy Provost-Heron, Maryville Daily Times
 @grantramey - Grant Ramey, 247sports.com
 @wesrucker247 - Wes Rucker, 247sports.com
 @strangemike44 - Mike Strange, Knoxville News Sentinel

RICK BARNES

Head Coach, First Season at Tennessee



CAREER RECORDS

Overall Record: 627-338
 Conference Games (regular season): 284-209
 Non-Conference Games: 291-80
 Conference Tournament: 33-28
 NCAA Tournament: 21-22
 Overtime Games: 29-34
 One-Point Games: 17-22
 vs. AP Top 25: 95-163

VS. CURRENT SEC HEAD COACHES

| COACH | All | Tenn | Tex | Clem | Prov | GMU |
|----------------|--------------|-------------|--------------|------|------|-----|
| Anderson, Kim | 0-1 | 0-1 | - | - | - | - |
| Anderson, Mike | 2-5 | 0-2 | 2-3 | - | - | - |
| Calipari, John | 3-3 | 1-1 | 2-2 | - | - | - |
| Drew, Bryce | - | - | - | - | - | - |
| Fox, Mark | 0-2 | 0-1 | 0-1 | - | - | - |
| Howland, Ben | 4-1 | 1-0 | 3-1 | - | - | - |
| Johnson, Avery | 0-1 | 0-1 | - | - | - | - |
| Jones, Johnny | 3-1 | 1-1 | 2-0 | - | - | - |
| Kennedy, Billy | 3-1 | 1-1 | 2-0 | - | - | - |
| Kennedy, Andy | 0-1 | 0-1 | - | - | - | - |
| Martin, Frank | 4-5 | 1-1 | 3-4 | - | - | - |
| Pearl, Bruce | 3-3 | 2-1 | 2-2 | - | - | - |
| White, Michael | 1-0 | 1-0 | - | - | - | - |
| TOTAL | 23-24 | 8-11 | 16-13 | | | |

vs. BARNES...

| | |
|----------------|--------------------------------------|
| Anderson, Kim | is 1-0 at Missouri |
| Anderson, Mike | was 3-2 at Missouri; 2-0 at Arkansas |
| Calipari, John | was 1-2 at Memphis; 2-1 at Kentucky |
| Drew, Bryce | is 0-0 at Vanderbilt |
| Fox, Mark | was 1-0 at Nevada; 1-0 at Georgia |
| Howland, Ben | was 1-3 at UCLA; 0-1 at Miss. State |
| Johnson, Avery | is 1-0 at Alabama |
| Jones, Johnny | was 0-2 at North Texas; 1-1 at LSU |
| Kennedy, Andy | is 1-0 at Ole Miss |
| Kennedy, Billy | is 1-3 at Texas A&M |
| Martin, Frank | was 4-3 at K-State; 1-1 at SC |
| Pearl, Bruce | was 2-1 at Tennessee, 1-2 at Auburn |
| White, Michael | is 0-1 at Florida |

► COACH BARNES: CAREER BREAKDOWN

| Year | School | Overall | Conference | Finish | Postseason | Ranking | RPI |
|----------------|---------------------|---------------------|---------------------|--------|-------------------------------|---------|-------------|
| 1987-88 | George Mason | 20-10 .667 | 9-5 .643 | T-2nd | | -/- | 103 |
| Totals | One Season | 20-10 .667 | 9-5 .643 | | | | |
| 1988-89 | Providence | 18-11 .621 | 7-9 .438 | T-6th | NCAA Tournament First Round | -/- | 29 |
| 1989-90 | Providence | 17-12 .586 | 8-8 .500 | T-6th | NCAA Tournament First Round | -/- | 36 |
| 1990-91 | Providence | 19-13 .594 | 7-9 .438 | T-7th | NIT Quarterfinals | -/- | 53 |
| 1991-92 | Providence | 14-17 .452 | 6-12 .333 | 9th | | -/- | 119 |
| 1992-93 | Providence | 20-13 .606 | 9-9 .500 | T-4th | NIT Semifinals | -/- | 41 |
| 1993-94 | Providence | 20-10 .667 | 10-8 .556 | T-4th | NCAA Tournament First Round | -/- | 23 |
| Totals | Six Seasons | 108-76 .587 | 47-55 .461 | | | | 50.2 |
| 1994-95 | Clemson | 15-13 .536 | 5-11 .313 | T-6th | NIT First Round | -/- | 33 |
| 1995-96 | Clemson | 18-11 .621 | 7-9 .438 | 6th | NCAA Tournament First Round | -/- | 44 |
| 1996-97 | Clemson | 23-10 .697 | 9-7 .563 | 4th | NCAA Tournament Sweet Sixteen | 14/8 | 39 |
| 1997-98 | Clemson | 18-14 .563 | 7-9 .438 | T-4th | NCAA Tournament First Round | -/- | 25 |
| Totals | Four Seasons | 74-48 .607 | 28-36 .438 | | | | 35.3 |
| 1998-99 | Texas | 19-13 .594 | 13-3 .813 | 1st | NCAA Tournament First Round | -/- | 45 |
| 1999-00 | Texas | 24-9 .727 | 13-3 .813 | 2nd | NCAA Tournament Second Round | 15/21 | 8 |
| 2000-01 | Texas | 25-9 .735 | 12-4 .750 | T-2nd | NCAA Tournament First Round | 18/- | 13 |
| 2001-02 | Texas | 22-12 .647 | 10-6 .625 | T-3rd | NCAA Tournament Sweet Sixteen | -/T18 | 15 |
| 2002-03 | Texas | 26-7 .788 | 13-3 .813 | 2nd | NCAA Tournament Final Four | 5/3 | 5 |
| 2003-04 | Texas | 25-8 .758 | 12-4 .750 | T-2nd | NCAA Tournament Sweet Sixteen | 12/10 | 9 |
| 2004-05 | Texas | 20-11 .645 | 9-7 .563 | T-5th | NCAA Tournament First Round | -/- | 38 |
| 2005-06 | Texas | 30-7 .811 | 13-3 .813 | T-1st | NCAA Tournament Elite Eight | 9/9 | 10 |
| 2006-07 | Texas | 25-10 .714 | 12-4 .750 | 3rd | NCAA Tournament Second Round | 11/16 | 26 |
| 2007-08 | Texas | 31-7 .816 | 13-3 .813 | T-1st | NCAA Tournament Elite Eight | 7/5 | 6 |
| 2008-09 | Texas | 23-12 .657 | 9-7 .563 | T-4th | NCAA Tournament Second Round | -/23 | 38 |
| 2009-10 | Texas | 24-10 .706 | 9-7 .563 | T-6th | NCAA Tournament First Round | -/- | 35 |
| 2010-11 | Texas | 28-8 .778 | 13-3 .813 | 2nd | NCAA Tournament Third Round | 8/16 | 11 |
| 2011-12 | Texas | 20-14 .588 | 9-9 .500 | 6th | NCAA Tournament Second Round | -/- | 57 |
| 2012-13 | Texas | 16-18 .471 | 7-11 .389 | 7th | CBI Opening Round | -/- | 121 |
| 2013-14 | Texas | 24-11 .686 | 11-7 .611 | T-3rd | NCAA Tournament Third Round | -/- | 41 |
| 2014-15 | Texas | 20-14 .588 | 8-10 .444 | T-6th | NCAA Tournament Second Round | -/- | 51 |
| Totals | 17 Seasons | 402-180 .691 | 186-95 .662 | | | | 31.1 |
| 2015-16 | Tennessee | 15-19 .441 | 6-12 .333 | 12th | | -/- | 142 |
| 2016-17 | Tennessee | 8-5 .615 | 1-0 1.000 | | | -/- | 142.0 |
| Totals | 2 Seasons | 23-24 .489 | 7-12 .368 | | | | |
| OVERALL | 30 Seasons | 627-338 .650 | 277-203 .577 | | | | 41.9 |

20-WIN SEASONS - ALL ACTIVE COACHES

| RANK | COACH | 20-WIN SEASONS |
|------|--------------------|----------------|
| 1 | Mike Krzyzewski | 32 |
| 2 | Jim Boeheim | 31 |
| T-3 | Bob Huggins | 26 |
| T-3 | Roy Williams | 26 |
| 5 | Rick Pitino | 25 |
| 6 | John Calipari | 24 |
| T-7 | Rick Barnes | 19 |
| T-7 | Tubby Smith | 19 |
| T-7 | Bill Self | 19 |
| 10 | Steve Fisher | 18 |

DIVISION I WINS - ACTIVE SEC COACHES

| RANK | COACH | SCHOOL | WINS |
|------|--------------------|-------------------|------------|
| 1 | John Calipari | Kentucky | 631 |
| 2 | Rick Barnes | Tennessee | 627 |
| 3 | Ben Howland | Mississippi State | 424 |
| 4 | Billy Kennedy | Texas A&M | 318 |
| 5 | Mike Anderson | Arkansas | 313 |
| 6 | Johnny Jones | LSU | 293 |
| 7 | Bruce Pearl | Auburn | 267 |
| 8 | Mark Fox | Georgia | 258 |
| 9 | Andy Kennedy | Ole Miss | 242 |
| 10 | Frank Martin | South Carolina | 197 |
| 11 | Michael White | Florida | 132 |
| 12 | Bryce Drew | Vanderbilt | 131 |
| 13 | Avery Johnson | Alabama | 25 |
| 14 | Kim Anderson | Missouri | 24 |

* through Jan. 2

NCAA TOURNAMENTS - ACTIVE SEC COACHES

| RANK | COACH | SCHOOL | WINS |
|------|--------------------|-------------------|-----------|
| 1 | Rick Barnes | Tennessee | 22 |
| 2 | John Calipari | Kentucky | 17 |
| 3 | Ben Howland | Mississippi State | 10 |
| 4 | Bruce Pearl | Auburn | 8 |
| 5 | Mike Anderson | Arkansas | 7 |
| 6 | Mark Fox | Georgia | 5 |
| 7 | Frank Martin | South Carolina | 4 |
| T-8 | Johnny Jones | LSU | 3 |
| T-8 | Andy Kennedy | Ole Miss | 3 |
| T-8 | Billy Kennedy | Texas A&M | 3 |
| 11 | Bryce Drew | Vanderbilt | 2 |
| T-12 | Kim Anderson | Missouri | 0 |
| T-12 | Avery Johnson | Alabama | 0 |
| T-12 | Michael White | Florida | 0 |

NCAA TOURNAMENT WINS - ACTIVE SEC COACHES

| RANK | COACH | SCHOOL | WINS |
|------|--------------------|-------------------|-----------|
| 1 | John Calipari | Kentucky | 38 |
| 2 | Rick Barnes | Tennessee | 21 |
| 3 | Ben Howland | Mississippi State | 19 |
| 4 | Bruce Pearl | Auburn | 10 |
| 5 | Mike Anderson | Arkansas | 8 |
| 6 | Frank Martin | South Carolina | 6 |
| 7 | Billy Kennedy | Texas A&M | 3 |
| 8 | Mark Fox | Georgia | 2 |
| 9 | Andy Kennedy | Ole Miss | 1 |
| T-10 | Kim Anderson | Missouri | 0 |
| T-10 | Bryce Drew | Vanderbilt | 0 |
| T-10 | Avery Johnson | Alabama | 0 |
| T-10 | Johnny Jones | LSU | 0 |
| T-10 | Michael White | Florida | 0 |

17 STRAIGHT NCAA BIDS

- **Rick Barnes** is one of only six active Division I head coach who has ever strung together at least 17 consecutive NCAA Tournament appearances.

NCAA TOURNAMENT STREAKS - ACTIVE COACHES

| RANK | COACH | STREAK | YEARS |
|------|--------------------|-----------|------------------|
| 1 | Mike Krzyzewski | 21 | 1996-2016 |
| 2 | Roy Williams | 20 | 1990-2009 |
| 3 | Tom Izzo | 19 | 1998-2016 |
| 4 | Bill Self | 18 | 1999-2016 |
| T-5 | Rick Barnes | 17 | 1996-2012 |
| T-5 | Mark Few | 17 | 2000-2016 |

BARNES' COACHING TREE EXPANSIVE

- **Rick Barnes** has seen nine of his assistant coaches move on to become head coaches in the Division I or professional ranks.

| COACH | HEAD COACHING JOBS |
|-----------------|--|
| Dennis Felton | Western Kentucky, Georgia |
| Fran Fraschilla | Manhattan, St. John's, New Mexico |
| Frank Haith | Miami (Fla.), Missouri, Tulsa* |
| Rob Lanier | Siena |
| Ken McDonald | Western Kentucky, Austin Toros (NBDL)* |
| Herb Sendek | Miami (Ohio), NC State, Arizona State |
| Larry Shyatt | Clemson, Wyoming |
| Ricky Stokes | Virginia Tech, East Carolina |
| Rodney Terry | Fresno State* |

* current

BARNES' TEAM POST SOLID RPIS

- One reason that **Rick Barnes'** teams have reached the NCAA Tournament with such regularity is his ability to post outstanding year-end RPIS.
- In his 17 seasons at Texas, Barnes' teams posted an average year-end RPI of 31.1. The includes five years in the top 10 and eight years in the top 20.
- In Barnes' 29 previous seasons as a Division I head coach, his teams' average year-end RPI is 41.9. His club has finished with a sub-100 RPI just twice in the last 24 years.

BARNES IS A NASCAR FANATIC

- Tennessee head coach **Rick Barnes** loves him some NASCAR. He grew up in the heart of NASCAR country in Hickory, North Carolina, attending races at Hickory Motor Speedway.
- Barnes has often said that if his brothers had to choose between watching him coach in the Final Four or attending a NASCAR race, they would undoubtedly attend the race!
- Barnes remembers attending the World 600 at Charlotte Motor Speedway on May 24, 1964. In that race, legendary driver **Glenn "Fireball" Roberts** was involved in a horrific crash that led to his death less than two months later.



Follow

I learned a lot from this guy, was much more than a coach but a father figure! Love you, Thank you



RETWEETS 2,907 LIKES 6,824

PLAYERS' HARDWARE



Naismith Trophy

| | |
|-----------------|------|
| T.J. Ford, G | 2003 |
| Kevin Durant, F | 2007 |



Wooden Award

| | |
|-----------------|------|
| T.J. Ford, G | 2003 |
| Kevin Durant, F | 2007 |



Wayman Tisdale Award

| | |
|-----------------|------|
| T.J. Ford, G | 2002 |
| Kevin Durant, F | 2007 |



Oscar Robertson Trophy

| | |
|-----------------|------|
| Kevin Durant, F | 2007 |
|-----------------|------|



Bob Cousy Award

| | |
|------------------|------|
| D.J. Augustin, G | 2008 |
|------------------|------|

BARNES vs. THE SEC

vs. Southeastern Conference: 62-38

| OPPONENT | All | Tenn | Tex | Clem | Prov | GMU |
|-------------------|------|------|------|------|------|-----|
| Alabama | 0-2 | 0-1 | - | - | 0-1 | - |
| Arkansas | 3-3 | 0-2 | 3-1 | - | - | - |
| Auburn | 2-1 | 2-1 | - | - | - | - |
| Florida | 1-0 | 1-0 | - | - | - | - |
| Georgia | 1-3 | 0-1 | 1-1 | 0-1 | - | - |
| Kentucky | 2-3 | 1-1 | 0-1 | 1-1 | - | - |
| LSU | 2-4 | 1-1 | 1-3 | - | - | - |
| Mississippi | 0-1 | 0-1 | - | - | - | - |
| Mississippi State | 4-0 | 1-0 | 3-0 | - | - | - |
| Missouri | 11-8 | 0-1 | 10-7 | 1-0 | - | - |
| South Carolina | 6-1 | 1-1 | - | 4-0 | 1-0 | - |
| Tennessee | 2-2 | - | 2-2 | - | - | - |
| Texas A&M | 26-8 | 1-1 | 23-7 | 2-0 | - | - |
| Vanderbilt | 2-2 | 1-2 | 1-0 | - | - | - |

RICK BARNES: WHERE & WHEN

| | |
|----------------|------------------|
| Home: 393-80 | November: 100-29 |
| Away: 139-169 | December: 158-46 |
| Neutral: 95-89 | January: 144-98 |
| at TBA: 16-6 | February: 130-94 |
| | March: 91-70 |
| | April: 0-1 |

ON THE BENCH



ROB LANIER

Associate Head Coach • St. Bonaventure, 1990

- Second season at Tennessee; eighth year working alongside Rick Barnes; this is his 26th season as a Division I coach (was head coach at Siena from 2001-05).
- Also has experience working as an assistant under Dave Leitao at Virginia (2006-07) and Billy Donovan at Florida (2007-11)
- Has played a role in signing eight McDonald's All-Americans, and 11 players that he either signed or coached have gone on to become NBA Draft Picks.
- A native of Buffalo, New York, he was a close friend of fellow Vols' staffer Desmond Oliver growing up.



DESMOND OLIVER

Assistant Coach • Dominican College, 1992

- Second season at Tennessee; before joining the Vols, he spent five seasons as an assistant coach at Charlotte.
- This is his 21st season in the Division I coaching ranks; he has experience in the Atlantic 10, Big 12, Ivy League and Metro Atlantic Athletic Conference.
- Also boasts five years of previous SEC coaching experience at Georgia from 2004-09.
- A native of Buffalo, New York, he was a close friend of fellow Vols' staffer Rob Lanier growing up.



MICHAEL SCHWARTZ

Assistant Coach • Texas, 1999

- First season at Tennessee; played two years under Barnes at Texas and was a member of the 1999 Big 12 Championship team (then became a GA on Texas' staff).
- Spent the 2015-16 season as an assistant coach and recruiting coordinator at Tulsa, helping the Golden Hurricane advance to the NCAA Tournament.
- Prior to that, he spent four seasons as the lead assistant under Rodney Terry (another Barnes pupil) at Fresno State, including one year as associate head coach.
- No stranger to the Southeast and East Coast, Schwartz spent six years on staff at Miami (Fla.) in the ACC.



GARRETT MEDENWALD

Strength & Conditioning Coach • Wisconsin-Whitewater, 2013

- Second season at Tennessee; he had three previous years of experience working alongside head coach Rick Barnes at Texas from 2012-15.
- As a football running back at UW-Whitewater, he helped lead the Warhawks to back-to-back national championships in 2010 and 2011.
- An elite powerlifter, Medenwald was a national qualifier in Olympic weightlifting and was a coach and co-founder of the UW-Whitewater Olympic Lifting Club.
- Native of Green Bay, Wisconsin (lifelong Green Bay Packers fan).



CHAD NEWMAN

Athletic Trainer • Tennessee, 1994

- 21st season with the Tennessee basketball program.
- Under his care, the Vols have advanced to postseason play 14 times, including 10 NCAA Tournament berths and five Sweet Sixteen appearances.
- 2009 Tennessee Athletic Trainer's Society (TATS) Athletic Trainer of the Year.
- Native of Chattanooga, Tennessee



RILEY DAVIS

Video Coordinator • Texas, 2011

- Second season at Tennessee; is a Texas native.
- Had four previous years of experience as a member of Rick Barnes' basketball staff at Texas.
- Worked as a regional advance scout for the NBA's Charlotte Bobcats (now the Charlotte Hornets) in 2013-14.
- Spent the 2012-13 season as an assistant coach at Sam Houston State University in Huntsville, Texas.



MARY-CARTER KNIFFEN

Director of Basketball Operations • Tennessee, 2011

- A two-time Tennessee graduate, Kniffen (pronounced NIFF-in) is in her second season working in a basketball operations role.
- One of only three women currently holding the role of director of basketball operations with a men's program at a "power five" conference school.
- Spent three years on UT's media relations staff, working closely with the Tennessee football program from 2012 to 2014.
- Native of Richmond, Virginia



KYLE CONDON

Assistant to the Head Coach • Tennessee, 2013

- Is in his eighth overall season working with the basketball program at his alma mater (his second year in a full-time role).
- Was a student manager with the Volunteers for four years and then rose to a graduate position, which he occupied for the last two years.
- Boasts nine games of NCAA Tournament experience as a manager or administrative staffer.
- The native of Springfield, Virginia, is a two-time Tennessee graduate.



11 KYLE ALEXANDER

SO Forward | 6-10 | 218 | Communication Studies
Milton, Ontario, Canada | Orangeville Prep

SEASON/CAREER HIGHS

Points

Season 13 vs. Appalachian State (11/15/16)
Career Same

Rebounds

Season 8 vs. Chattanooga (11/11/16)
Career 11 at TCU (1/30/16)

Assists

Season 1 (3x), last vs. Tennessee Tech (12/13/16)
Career 1 (5x), last vs. Tennessee Tech (12/13/16)

Blocks

Season 4 vs. Chattanooga (11/11/16)
Career 6 at TCU (1/30/16)

Steals

Season 2 (2x), last vs. Chaminade (11/23/16)
Career Same

Minutes

Season 28 vs. Chattanooga (11/11/16)
Career 31 at TCU (1/30/16)

Field Goals Made

Season 5 vs. Appalachian State (11/15/16)
Career Same

Field Goals Attempted

Season 8 vs. Appalachian State (11/15/16)
Career Same

3-Pt. Field Goals Made

Season 1 vs. Chaminade (11/23/16)
Career Same

3-Pt. Field Goals Attempted

Season 1 (3x) last vs. Tennessee Tech (12/13/16)
Career Same

Free Throws Made

Season 5 vs. Chattanooga (11/11/16)
Career Same

Free Throws Attempted

Season 8 vs. Chattanooga (11/11/16)
Career Same

@KyleJamal4

- Is on pace to score 118 points, which would more than double his offensive output from last season (53)
- Started and logged five points, five rebounds and a block in the SEC-opening win at Texas A&M (12/29)
- Returned to the starting lineup at ETSU (12/22), scoring six points and grabbing five rebounds in 19 minutes
- Snared six rebounds and blocked two shots against No. 8 Gonzaga's imposing frontline (12/18)
- Opened the season with back-to-back career-high scoring performances, scoring seven points in the opener against Chattanooga (11/11) and dropping 13 against Appalachian State (11/15)
- Is one of the basketball team's representative on the Student-Athlete Advisory Committee (SAAC)
- Tennessee's staff has Alexander devouring film of former Barnes pupil and current San Antonio Spurs All-Star LaMarcus Aldridge
- Tied UT's single-game record with six blocked shots at TCU last season—the most by a Vol since 2009
- Was primarily a soccer and volleyball player before finally deciding to try hoops as a junior in high school; this is his fourth year of competitive basketball
- His father, Joseph, played college basketball at Niagara and scored more than 1,200 points from 1982-86
- His oldest sister, 6-4 center Kayla Alexander, played collegiately at Syracuse from 2009-13 and is the school's all-time leading scorer (2,024) and shot-blocker (350); she now plays for the WNBA's San Antonio Stars

2016-17 GAME-BY-GAME STATS

| OPPONENT | DATE | St | MIN | FG-FGA | PCT | 3FG-FGA | PCT | FT-FTA | PCT | OFF DEF TOT | PF | A | T/O | BLK | STL | PTS |
|----------------------|----------|----|-----|--------|-------|---------|------|--------|------|-------------|----|---|-----|-----|-----|-----|
| Slippery Rock (exh) | 11/3/16 | f | 20 | 0-1 | .000 | 0-0 | - | 5-6 | .833 | 1 2 3 | 1 | 0 | 0 | 6 | 2 | 5 |
| Chattanooga | 11/11/16 | f | 28 | 1-3 | .333 | 0-0 | - | 5-8 | .625 | 4 4 8 | 3 | 0 | 0 | 4 | 1 | 7 |
| Appalachian State | 11/15/16 | f | 23 | 5-8 | .625 | 0-1 | .000 | 3-6 | .500 | 1 6 7 | 2 | 0 | 0 | 2 | 0 | 13 |
| vs. Wisconsin | 11/21/16 | f | 27 | 1-3 | .333 | 0-0 | - | 0-0 | - | 2 4 6 | 0 | 0 | 0 | 1 | 1 | 2 |
| vs. Oregon | 11/22/16 | f | 7 | 0-3 | .000 | 0-0 | - | 0-0 | - | 2 0 2 | 2 | 0 | 1 | 0 | 0 | 0 |
| vs. Chaminade | 11/23/16 | 9 | 2-2 | 1.000 | 1-1 | 1.000 | 0-0 | .000 | 0 | 1 1 1 | 1 | 0 | 0 | 0 | 2 | 5 |
| Georgia Tech | 12/3/16 | 13 | 2-4 | .500 | 0-0 | - | 0-1 | .000 | 1 | 2 3 | 2 | 1 | 0 | 0 | 0 | 4 |
| Presbyterian | 12/6/16 | 9 | 0-1 | .000 | 0-0 | - | 0-0 | - | 3 | 0 3 | 2 | 1 | 0 | 3 | 0 | 0 |
| at North Carolina | 12/11/16 | 2 | 1-1 | 1.000 | 0-0 | - | 0-0 | - | 1 | 0 1 | 1 | 0 | 0 | 0 | 0 | 2 |
| Tennessee Tech | 12/13/16 | 12 | 1-3 | .333 | 0-1 | .000 | 0-0 | - | 1 | 1 2 | 0 | 1 | 0 | 0 | 0 | 2 |
| Lipscomb | 12/15/16 | 7 | 0-1 | .000 | 0-0 | - | 0-2 | .000 | 1 | 0 1 | 1 | 0 | 1 | 1 | 0 | 0 |
| vs. Gonzaga | 12/18/16 | 19 | 1-3 | .333 | 0-1 | .000 | 0-1 | .000 | 2 | 4 6 | 2 | 0 | 0 | 2 | 0 | 2 |
| at ETSU | 12/22/16 | f | 19 | 3-5 | .600 | 0-0 | - | 0-0 | - | 3 2 5 | 4 | 0 | 1 | 2 | 1 | 6 |
| at Texas A&M | 12/29/16 | f | 15 | 1-1 | 1.000 | 0-0 | - | 3-4 | .750 | 0 5 5 | 1 | 0 | 0 | 1 | 0 | 5 |
| Arkansas | 1/3/17 | | | | | | | | | | | | | | | |
| at Florida | 1/7/17 | | | | | | | | | | | | | | | |
| South Carolina | 1/11/17 | | | | | | | | | | | | | | | |
| at Vanderbilt | 1/14/17 | | | | | | | | | | | | | | | |
| at Ole Miss | 1/17/17 | | | | | | | | | | | | | | | |
| Mississippi State | 1/21/17 | | | | | | | | | | | | | | | |
| Kentucky | 1/24/17 | | | | | | | | | | | | | | | |
| Kansas State | 1/28/17 | | | | | | | | | | | | | | | |
| at Auburn | 1/31/17 | | | | | | | | | | | | | | | |
| at Mississippi State | 2/4/17 | | | | | | | | | | | | | | | |
| Ole Miss | 2/8/17 | | | | | | | | | | | | | | | |
| Georgia | 2/11/17 | | | | | | | | | | | | | | | |
| at Kentucky | 2/14/17 | | | | | | | | | | | | | | | |
| Missouri | 2/18/17 | | | | | | | | | | | | | | | |
| Vanderbilt | 2/22/17 | | | | | | | | | | | | | | | |
| at South Carolina | 2/25/17 | | | | | | | | | | | | | | | |
| at LSU | 3/1/17 | | | | | | | | | | | | | | | |

■ PRODUCTION TRACKER

| | Last Season | This Season | Career |
|--------------------------|-------------|-------------|--------|
| Scored 5+ Points | 3 | 5 | 8 |
| Scored 10+ Points | - | 1 | 1 |
| Had 5+ Rebounds | 9 | 6 | 15 |
| Led the Vols in Rebounds | 4 | 2 | 6 |
| Had a Double-Double | - | - | - |
| Had Multiple Blocks | 7 | 5 | 12 |
| Led the Vols in Blocks | 10 | 5 | 15 |
| Had 3+ Steals | - | - | - |
| Had Multiple Dunks | - | - | - |
| Drew Multiple Charges | - | - | - |



CAREER STATS

| | GP-GS | Min | Avg | FG-A | Pct | 3FG-A | Pct | FT-A | Pct | Off-Def-Rebs | Avg | PF-FO | Ast | TO | Blk | Stl | Pts | Avg |
|--------------|--------------|------------|-------------|--------------|-------------|------------|-------------|--------------|-------------|------------------|------------|-------------|----------|-----------|-----------|-----------|------------|------------|
| 2015-16 | 32-11 | 391 | 12.2 | 16-37 | .432 | 0-0 | .000 | 21-32 | .656 | 49-52-101 | 3.2 | 55-0 | 2 | 14 | 31 | 5 | 53 | 1.7 |
| 2016-17 | 13-6 | 190 | 14.6 | 18-38 | .474 | 1-4 | .250 | 11-22 | .500 | 21-29-50 | 3.8 | 21-0 | 2 | 3 | 16 | 6 | 48 | 3.7 |
| TOTAL | 45-17 | 581 | 12.9 | 34-75 | .453 | 1-4 | .250 | 32-54 | .593 | 70-81-151 | 3.4 | 76-0 | 4 | 17 | 47 | 11 | 101 | 2.2 |

JORDAN BONE

FR Guard | 6-1 | 173 | Finance
Nashville, Tenn. | The Ensworth School



SEASON/CAREER HIGHS

Points

Season 21 vs. Chattanooga (11/11/16)
Career Same

Rebounds

Season 1 vs. Chattanooga (11/11/16)
Career Same

Assists

Season 8 vs. Appalachian State (11/15/16)
Career Same

Blocks

Season -
Career -

Steals

Season 2 vs. Appalachian State (11/15/16)
Career Same

Minutes

Season 31 vs. Chattanooga (11/11/16)
Career Same

Field Goals Made

Season 8 vs. Chattanooga (11/11/16)
Career Same

Field Goals Attempted

Season 14 vs. Chattanooga (11/11/16)
Career Same

3-Pt. Field Goals Made

Season 1 vs. Chattanooga (11/11/16)
Career Same

3-Pt. Field Goals Attempted

Season 4 vs. Chattanooga (11/11/16)
Career Same

Free Throws Made

Season 4 vs. Chattanooga (11/11/16)
Career Same

Free Throws Attempted

Season 4 vs. Chattanooga (11/11/16)
Career Same

@JordanBone23

- Returned to action for UT's SEC-opener at Texas A&M (12/29), logging eight minutes in the win.
- Missed nine non-conference games with a stress fracture in his left foot.
- After handing out just one assist with two turnovers against Chattanooga (11/11), bounced back to record a season-best eight assists (compared to just two turnovers) against Appalachian State (11/15)
- Started the season-opener vs. Chattanooga (11/11) and scored a team-high 21 points, marking the sixth-best scoring output by a Vol in his freshman debut
- Coach Rick Barnes wants Bone's focus to be on running the team, acting as a true floor general
- According to Rick Barnes, Bone's speed is elite and is on par with that of former Barnes pupil and National Player of the Year T.J. Ford
- Helped lead Ensworth to three state title games and back-to-back championships in 2013 and 2014
- His older brother, Josh Bone, lettered at Tennessee from 2009-11 and was a contributor on Vols' 2010 Elite Eight team
- His father, Josh Sr., is a sheriff's deputy in Davidson County and played basketball at Berry College in Rome, Georgia

2016-17 GAME-BY-GAME STATS

| OPPONENT | DATE | St | MIN | FG-FGA | PCT | 3FG-FGA | PCT | FT-FTA | PCT | OFF DEF TOT | PF | A | T/O | BLK | STL | PTS |
|----------------------|----------|----|-----|--------|------|---------|------|--------|-------|-------------|-----|---|-----|-----|-----|-----|
| Slippery Rock (exh) | 11/3/16 | g | 13 | 5-8 | .625 | 1-2 | .500 | 0-1 | .000 | 0 2 2 | 0 0 | 3 | 0 | 3 | 0 | 11 |
| Chattanooga | 11/11/16 | g | 31 | 8-14 | .571 | 1-4 | .250 | 4-4 | 1.000 | 1 0 1 | 3 1 | 2 | 0 | 0 | 0 | 21 |
| Appalachian State | 11/15/16 | g | 18 | 3-6 | .500 | 0-2 | .000 | 1-2 | .500 | 0 0 0 | 1 8 | 2 | 0 | 2 | 2 | 7 |
| vs. Wisconsin | 11/21/16 | | 7 | 0-2 | .000 | 0-0 | - | 0-0 | - | 0 0 0 | 0 0 | 1 | 0 | 0 | 0 | 0 |
| vs. Oregon | 11/23/16 | | | | | | | | INJ | | | | | | | |
| vs. Chaminade | 11/23/16 | | | | | | | | INJ | | | | | | | |
| Georgia Tech | 12/3/16 | | | | | | | | INJ | | | | | | | |
| Presbyterian | 12/6/16 | | | | | | | | INJ | | | | | | | |
| at North Carolina | 12/11/16 | | | | | | | | INJ | | | | | | | |
| Tennessee Tech | 12/13/16 | | | | | | | | INJ | | | | | | | |
| Lipscomb | 12/15/16 | | | | | | | | INJ | | | | | | | |
| vs. Gonzaga | 12/18/16 | | | | | | | | INJ | | | | | | | |
| at ETSU | 12/22/16 | | | | | | | | INJ | | | | | | | |
| at Texas A&M | 12/29/16 | | 8 | 0-3 | .000 | 0-1 | .000 | 0-0 | - | 0 0 0 | 0 0 | 1 | 0 | 0 | 0 | 0 |
| Arkansas | 1/3/17 | | | | | | | | | | | | | | | |
| at Florida | 1/7/17 | | | | | | | | | | | | | | | |
| South Carolina | 1/11/17 | | | | | | | | | | | | | | | |
| at Vanderbilt | 1/14/17 | | | | | | | | | | | | | | | |
| at Ole Miss | 1/17/17 | | | | | | | | | | | | | | | |
| Mississippi State | 1/21/17 | | | | | | | | | | | | | | | |
| Kentucky | 1/24/17 | | | | | | | | | | | | | | | |
| Kansas State | 1/28/17 | | | | | | | | | | | | | | | |
| at Auburn | 1/31/17 | | | | | | | | | | | | | | | |
| at Mississippi State | 2/4/17 | | | | | | | | | | | | | | | |
| Ole Miss | 2/8/17 | | | | | | | | | | | | | | | |
| Georgia | 2/11/17 | | | | | | | | | | | | | | | |
| at Kentucky | 2/14/17 | | | | | | | | | | | | | | | |
| Missouri | 2/18/17 | | | | | | | | | | | | | | | |
| Vanderbilt | 2/22/17 | | | | | | | | | | | | | | | |
| at South Carolina | 2/25/17 | | | | | | | | | | | | | | | |
| at LSU | 3/1/17 | | | | | | | | | | | | | | | |

■ PRODUCTION TRACKER

| | This Season |
|--------------------------------|-------------|
| Scored 10+ Points | 1 |
| Scored 15+ Points | 1 |
| Scored 20+ Points | 1 |
| Led the Vols in Scoring | 1 |
| Had 5+ Assists | 1 |
| Led the Vols in Assists | 1 |
| Had Multiple Steals | 1 |
| Had 3+ Steals | - |
| Led the Vols in Steals | 1 |
| Made Multiple 3-Pointers | - |
| Had a Positive Assist/TO Ratio | 2 |



CAREER STATS

| | GP-GS | Min | Avg | FG-A | Pct | 3FG-A | Pct | FT-A | Pct | Off-Def-Rebs | Avg | PF-FO | Ast | TO | Blk | Stl | Pts | Avg |
|--------------|------------|-----------|-------------|--------------|-------------|------------|-------------|------------|-------------|--------------|------------|------------|-----------|----------|----------|----------|-----------|------------|
| 2016-17 | 4-2 | 64 | 16.0 | 11-25 | .440 | 1-7 | .143 | 5-6 | .833 | 1-0-1 | 0.3 | 4-0 | 11 | 4 | 0 | 2 | 28 | 7.0 |
| TOTAL | 4-2 | 64 | 16.0 | 11-25 | .440 | 1-7 | .143 | 5-6 | .833 | 1-0-1 | 0.3 | 4-0 | 11 | 4 | 0 | 2 | 28 | 7.0 |

23 JORDAN BOWDEN

FR Guard | 6-3 | 180 | Sport Management
Knoxville, Tenn. | 22 Feet Academy (S.C.)

SEASON/CAREER HIGHS

Points

Season 21 vs. Presbyterian (12/6/16)
Career Same

Rebounds

Season 6 (2x), last vs. Gonzaga (12/18/16)
Career Same

Assists

Season 2 (4x) last at North Carolina (12/11/16)
Career Same

Blocks

Season 1 (2x), last vs. Tennessee Tech (12/13/16)
Career Same

Steals

Season 3 vs. Lipscomb (12/15/16)
Career Same

Minutes

Season 36 vs. Oregon (11/22/16)
Career Same

Field Goals Made

Season 7 vs. Presbyterian (12/6/16)
Career Same

Field Goals Attempted

Season 13 vs. Presbyterian (12/6/16)
Career Same

3-Pt. Field Goals Made

Season 5 vs. Presbyterian (12/6/16)
Career Same

3-Pt. Field Goals Attempted

Season 10 vs. Presbyterian (12/6/16)
Career Same

Free Throws Made

Season 4 (2x), last vs. Gonzaga (12/18/16)
Career Same

Free Throws Attempted

Season 4 (2x), last vs. Gonzaga (12/18/16)
Career Same

@JordyBow3

- Currently fighting through a toe injury suffered against Gonzaga
- True freshman has committed just two turnovers in his last 162 minutes of basketball (eight-game span)
- His eight turnovers in 12 games are the fewest among Vols who have played 250-plus minutes this season
- Alley-oop jam off an in-bounds pass vs. Tennessee Tech (12/13) landed at No. 3 on SportsCenter's Top 10 Plays
- Scored a season-best 21 points against Presbyterian (12/6)—a total that included a stretch of 11 consecutive points over four possessions midway through the second half (three consecutive 3-pointers followed by a steal and dunk)
- Made his first start against Appalachian State (11/15), promptly knocking down four first-half 3-pointers en route to 14 points
- Attended prep school at 22 Feet Academy of Shannon Forest Christian School in Greenville, S.C., last year
- As a senior at Knoxville's Carter High School in 2014-15, he earned All-State and District 3-AA MVP recognition and also was the *Knoxville News Sentinel's* 2015 PrepXtra Boys Basketball Player of the Year (the first player from Carter ever to receive that honor)
- First Knox County product to sign with UT as a freshman since Doug Roth (from Karns High School) in 1985
- Loves country music and is considered by his teammates to be the funniest guy on the team

2016-17 GAME-BY-GAME STATS

| OPPONENT | DATE | St | MIN | FG-FGA | PCT | 3FG-FGA | PCT | FT-FTA | PCT | OFF DEF TOT | PF | A | T/O | BLK | STL | PTS |
|----------------------|----------|----|-----|--------|------|---------|-------|--------|-------|-------------|----|---|-----|-----|-----|-----|
| Slippery Rock (exh) | 11/3/16 | | 21 | 1-3 | .333 | 1-2 | .500 | 0-0 | - | 0 2 2 | 1 | 2 | 0 | 0 | 1 | 3 |
| Chattanooga | 11/11/16 | | 6 | 0-2 | .000 | 0-1 | .000 | 0-0 | - | 1 0 1 | 0 | 0 | 0 | 0 | 0 | 0 |
| Appalachian State | 11/15/16 | g | 22 | 4-9 | .444 | 4-8 | .500 | 2-2 | 1.000 | 0 1 1 | 4 | 2 | 0 | 0 | 0 | 14 |
| vs. Wisconsin | 11/21/16 | g | 9 | 1-3 | .333 | 0-1 | .000 | 0-0 | - | 1 0 1 | 1 | 0 | 0 | 0 | 0 | 2 |
| vs. Oregon | 11/22/16 | g | 36 | 3-11 | .272 | 1-7 | .143 | 2-2 | 1.000 | 0 2 2 | 1 | 1 | 3 | 0 | 2 | 9 |
| vs. Chaminade | 11/23/16 | g | 24 | 5-10 | .500 | 0-2 | .000 | 1-1 | 1.000 | 3 3 6 | 2 | 1 | 2 | 0 | 0 | 11 |
| Georgia Tech | 12/3/16 | g | 23 | 2-6 | .333 | 1-3 | .333 | 0-0 | - | 0 0 0 | 1 | 2 | 1 | 0 | 0 | 5 |
| Presbyterian | 12/6/16 | g | 23 | 7-13 | .538 | 5-10 | .500 | 2-2 | 1.000 | 2 3 5 | 2 | 2 | 0 | 1 | 2 | 21 |
| at North Carolina | 12/11/16 | g | 34 | 5-10 | .500 | 2-6 | .333 | 0-0 | - | 0 5 5 | 1 | 2 | 0 | 0 | 2 | 12 |
| Tennessee Tech | 12/13/16 | g | 28 | 4-10 | .400 | 0-3 | .000 | 1-2 | .500 | 1 4 5 | 2 | 0 | 0 | 1 | 1 | 9 |
| Lipscomb | 12/15/16 | g | 26 | 1-7 | .143 | 1-5 | .200 | 4-4 | 1.000 | 2 2 4 | 2 | 1 | 1 | 0 | 3 | 7 |
| vs. Gonzaga | 12/18/16 | g | 27 | 2-4 | .500 | 1-1 | 1.000 | 4-4 | 1.000 | 3 3 6 | 5 | 0 | 0 | 0 | 2 | 9 |
| at ETSU | 12/22/16 | g | 9 | 1-4 | .250 | 0-3 | .000 | 0-0 | - | 0 2 2 | 0 | 0 | 0 | 0 | 0 | 2 |
| at Texas A&M | 12/29/16 | g | 13 | 2-4 | .500 | 2-4 | .500 | 0-0 | - | 0 0 0 | 2 | 1 | 1 | 0 | 0 | 6 |
| Arkansas | 1/3/17 | | | | | | | | | | | | | | | |
| at Florida | 1/7/17 | | | | | | | | | | | | | | | |
| South Carolina | 1/11/17 | | | | | | | | | | | | | | | |
| at Vanderbilt | 1/14/17 | | | | | | | | | | | | | | | |
| at Ole Miss | 1/17/17 | | | | | | | | | | | | | | | |
| Mississippi State | 1/21/17 | | | | | | | | | | | | | | | |
| Kentucky | 1/24/17 | | | | | | | | | | | | | | | |
| Kansas State | 1/28/17 | | | | | | | | | | | | | | | |
| at Auburn | 1/31/17 | | | | | | | | | | | | | | | |
| at Mississippi State | 2/4/17 | | | | | | | | | | | | | | | |
| Ole Miss | 2/8/17 | | | | | | | | | | | | | | | |
| Georgia | 2/11/17 | | | | | | | | | | | | | | | |
| at Kentucky | 2/14/17 | | | | | | | | | | | | | | | |
| Missouri | 2/18/17 | | | | | | | | | | | | | | | |
| Vanderbilt | 2/22/17 | | | | | | | | | | | | | | | |
| at South Carolina | 2/25/17 | | | | | | | | | | | | | | | |
| at LSU | 3/1/17 | | | | | | | | | | | | | | | |

■ PRODUCTION TRACKER

| | This Season |
|--------------------------------|-------------|
| Scored 5+ Points | 10 |
| Scored 10+ Points | 4 |
| Had Multiple Assists | 4 |
| Led the Vols in Assists | 1 |
| Had Multiple Steals | 4 |
| Had 3+ Steals | 1 |
| Led the Vols in Steals | 5 |
| Had Multiple Blocks | - |
| Made Multiple 3-Pointers | 4 |
| Had a Positive Assist/TO Ratio | 4 |
| Had Multiple Dunks | - |



CAREER STATS

| | GP-GS | Min | Avg | FG-A | Pct | 3FG-A | Pct | FT-A | Pct | Off-Def-Rebs | Avg | PF-FO | Ast | TO | Blk | Stl | Pts | Avg |
|--------------|--------------|------------|-------------|--------------|-------------|--------------|-------------|--------------|-------------|-----------------|------------|-------------|-----------|----------|----------|-----------|------------|------------|
| 2016-17 | 13-12 | 280 | 21.5 | 37-93 | .398 | 17-54 | .315 | 16-17 | .941 | 13-25-38 | 2.9 | 23-1 | 12 | 8 | 2 | 12 | 107 | 8.2 |
| TOTAL | 13-12 | 280 | 21.5 | 37-93 | .398 | 17-54 | .315 | 16-17 | .941 | 13-25-38 | 2.9 | 23-1 | 12 | 8 | 2 | 12 | 107 | 8.2 |

24 LUCAS CAMPBELL

SO Guard | 6-3 | 180 | Business Administration
Knoxville, Tenn. | Christian Academy of Knoxville

SEASON/CAREER HIGHS

Points

Season -
Career 3 vs. Auburn (3/9/16)

Rebounds

Season -
Career 1 vs. Auburn (3/9/16)

Assists

Season -
Career -

Blocks

Season -
Career -

Steals

Season -
Career -

Minutes

Season 3 vs. Presbyterian (12/6/16)
Career 4 vs. Auburn (3/9/16)

Field Goals Made

Season -
Career 1 vs. Auburn (3/9/16)

Field Goals Attempted

Season -
Career 3 vs. Auburn (3/9/16)

3-Pt. Field Goals Made

Season -
Career 1 vs. Auburn (3/9/16)

3-Pt. Field Goals Attempted

Season -
Career 2 vs. Auburn (3/9/16)

Free Throws Made

Season -
Career -

Free Throws Attempted

Season -
Career -

@LucasCampbell11

- One of three walk-ons on the Vols' roster.
- Made his regular-season debut against Presbyterian (12/6)
- Scored two points and also grabbed a rebound in Tennessee's exhibition win over Slippery Rock (11/3).
- Saw action in four games last season as a true freshman.
- Knocked down a 3-pointer late in Tennessee's SEC Tournament win over Auburn last season.
- Enrolled at Tennessee in the fall of 2015 and was a member of the track and field team before joining the basketball team as a walk-on on Oct. 7.
- Knoxville native was an AAU teammate of current Vols freshman John Fulkerson.
- As a senior in high school, he earned District 4-AA MVP honors in basketball, and he was the bronze medalist in the long jump at the Class A-AA state track & field championships.

2016-17 GAME-BY-GAME STATS

| OPPONENT | DATE | St | MIN | FG-FGA | PCT | 3FG-FGA | PCT | FT-FTA | PCT | OFF DEF TOT | PF | A | T/O | BLK | STL | PTS |
|----------------------|----------|----|-----|--------|------|---------|-----|--------|-----|-------------|----|---|-----|-----|-----|-----|
| Slippery Rock (exh) | 11/3/16 | | 3 | 1-2 | .500 | 0-0 | - | 0-0 | - | 0 1 1 | 0 | 0 | 0 | 0 | 0 | 2 |
| Chattanooga | 11/11/16 | | | | | | | DNP | | | | | | | | |
| Appalachian State | 11/15/16 | | | | | | | DNP | | | | | | | | |
| vs. Wisconsin | 11/21/16 | | | | | | | DNP | | | | | | | | |
| vs. Oregon | 11/22/16 | | | | | | | DNP | | | | | | | | |
| vs. Chaminade | 11/23/16 | | | | | | | DNP | | | | | | | | |
| Georgia Tech | 12/3/16 | | | | | | | DNP | | | | | | | | |
| Presbyterian | 12/6/16 | 3 | | 0-0 | - | 0-0 | - | 0-0 | - | 0 0 0 | 0 | 0 | 0 | 0 | 0 | 0 |
| at North Carolina | 12/11/16 | | | | | | | DNP | | | | | | | | |
| Tennessee Tech | 12/13/16 | | | | | | | DNP | | | | | | | | |
| Lipscomb | 12/15/16 | | | | | | | DNP | | | | | | | | |
| vs. Gonzaga | 12/18/16 | | | | | | | DNP | | | | | | | | |
| at ETSU | 12/22/16 | | | | | | | DNP | | | | | | | | |
| at Texas A&M | 12/29/16 | | | | | | | DNP | | | | | | | | |
| Arkansas | 1/3/17 | | | | | | | | | | | | | | | |
| at Florida | 1/7/17 | | | | | | | | | | | | | | | |
| South Carolina | 1/11/17 | | | | | | | | | | | | | | | |
| at Vanderbilt | 1/14/17 | | | | | | | | | | | | | | | |
| at Ole Miss | 1/17/17 | | | | | | | | | | | | | | | |
| Mississippi State | 1/21/17 | | | | | | | | | | | | | | | |
| Kentucky | 1/24/17 | | | | | | | | | | | | | | | |
| Kansas State | 1/28/17 | | | | | | | | | | | | | | | |
| at Auburn | 1/31/17 | | | | | | | | | | | | | | | |
| at Mississippi State | 2/4/17 | | | | | | | | | | | | | | | |
| Ole Miss | 2/8/17 | | | | | | | | | | | | | | | |
| Georgia | 2/11/17 | | | | | | | | | | | | | | | |
| at Kentucky | 2/14/17 | | | | | | | | | | | | | | | |
| Missouri | 2/18/17 | | | | | | | | | | | | | | | |
| Vanderbilt | 2/22/17 | | | | | | | | | | | | | | | |
| at South Carolina | 2/25/17 | | | | | | | | | | | | | | | |
| at LSU | 3/1/17 | | | | | | | | | | | | | | | |



CAREER STATS

| | GP-GS | Min | Avg | FG-A | Pct | 3FG-A | Pct | FT-A | Pct | Off-Def-Rebs | Avg | PF-FO | Ast | TO | Blk | Stl | Pts | Avg |
|--------------|------------|-----------|------------|------------|-------------|------------|-------------|------------|-------------|--------------|------------|------------|----------|----------|----------|----------|----------|------------|
| 2015-16 | 4-0 | 8 | 2.0 | 1-3 | .333 | 1-2 | .500 | 0-0 | .000 | 0-1-1 | 0.3 | 1-0 | 0 | 1 | 0 | 0 | 3 | 0.8 |
| 2016-17 | 1-0 | 3 | 3.0 | 0-0 | .000 | 0-0 | .000 | 0-0 | .000 | 0-0-0 | 0.0 | 0-0 | 0 | 0 | 0 | 0 | 0 | 0.0 |
| TOTAL | 5-0 | 11 | 2.2 | 1-3 | .333 | 1-2 | .500 | 0-0 | .000 | 0-1-1 | 0.2 | 1-0 | 0 | 1 | 0 | 0 | 3 | 0.6 |

21 LEW EVANS

SR Forward | 6-7 | 235 | Agricultural Leadership (graduate studies)
Salt Lake City, Utah | Utah State University



SEASON/CAREER HIGHS

Points

Season 9 vs. Lipscomb (12/15/16)
Career 22 vs. San Diego State (1/2/16)

Rebounds

Season 6 vs. Georgia Tech (12/3/16)
Career 14 vs. Utah Valley (11/24/15)

Assists

Season 3 (2x), last vs. Lipscomb (12/15/16)
Career 3 (5x), last vs. Lipscomb (12/15/16)

Blocks

Season -
Career 2 vs. Green Bay (11/30/13)

Steals

Season 1 (3x), last vs. Presbyterian (12/6/16)
Career 2 vs. Louisiana Tech (3/15/14)

Minutes

Season 25 vs. Lipscomb (12/15/16)
Career 39 at Charlotte (1/16/14)

Field Goals Made

Season 3 vs. Lipscomb (12/15/16)
Career 7 at Weber State (11/13/15)

Field Goals Attempted

Season 8 vs. Gonzaga (12/18/16)
Career 12 vs. Tulane (1/9/14)

3-Pt. Field Goals Made

Season 1 (3x), last vs. Gonzaga (12/18/16)
Career 4 vs. San Diego State (1/2/16)

3-Pt. Field Goals Attempted

Season 4 vs. Gonzaga (12/18/16)
Career 7 at Charlotte (1/16/14)

Free Throws Made

Season 5 vs. Gonzaga (12/18/16)
Career 10 vs. San Diego State (1/2/16)

Free Throws Attempted

Season 6 vs. Gonzaga (12/18/16)
Career 12 vs. San Diego State (1/2/16)

@LewEvans23

- Has 30 points in the last six games after totaling only seven points in UT's first eight contests of the season
- His defense against the Texas A&M front line was critical to the Vols' SEC-opening win in College Station (12/29)
- Made his first UT start against No. 8 Gonzaga (12/18), finishing with eight points and five rebounds in 20 minutes
- Scored nine points in a season-high 25 minutes against Lipscomb (12/15); averaging 18.3 mpg over his last three
- Played his best game as a Vol against Georgia Tech (12/3), scoring seven points (his first points of the season) on a flawless shooting outing while grabbing a season-best six rebounds
- Played 22 minutes off the bench against Georgia Tech (12/3), posting seven points and six rebounds
- Appeared in all three games at the Maui Invitational, averaging 7.3 minutes per game off the bench
- Willing to do the dirty work inside and will sacrifice his body to draw charges
- Averaged 8.4 ppg and 5.6 rpg last season at Utah State; received his degree in Business Administration in June
- Brings experience as the only player on this UT roster who has played in the NCAA Tournament
- The first grad transfer Rick Barnes has ever coached
- He is also the first Utah native ever to suit up for the Tennessee basketball program
- Lives with teammates Kyle Alexander, Shembari Phillips and Admiral Schofield

2016-17 GAME-BY-GAME STATS

| OPPONENT | DATE | St | MIN | FG-FGA | PCT | 3FG-FGA | PCT | FT-FTA | PCT | OFF DEF TOT | PF | A | T/O | BLK | STL | PTS |
|----------------------|----------|----|-----|--------|-------|---------|-------|--------|-------|-------------|----|---|-----|-----|-----|-----|
| Slippery Rock (exh) | 11/3/16 | f | 14 | 0-2 | .000 | 0-1 | .000 | 0-0 | - | 0 3 3 | 0 | 1 | 1 | 2 | 0 | 0 |
| Chattanooga | 11/11/16 | | 1 | 0-0 | - | 0-0 | - | 0-0 | - | 0 0 0 | 1 | 0 | 1 | 0 | 0 | 0 |
| Appalachian State | 11/15/16 | | 9 | 0-1 | .000 | 0-1 | .000 | 0-1 | .000 | 1 1 2 | 2 | 1 | 0 | 0 | 0 | 0 |
| vs. Wisconsin | 11/21/16 | | 3 | 0-1 | .000 | 0-1 | .000 | 0-0 | - | 0 0 0 | 0 | 0 | 0 | 0 | 0 | 0 |
| vs. Oregon | 11/22/16 | | 10 | 0-1 | .000 | 0-1 | .000 | 0-0 | - | 0 0 0 | 0 | 1 | 2 | 0 | 0 | 0 |
| vs. Chaminade | 11/23/16 | | 9 | 0-2 | .000 | 0-2 | .000 | 0-0 | - | 0 1 1 | 0 | 1 | 0 | 0 | 1 | 0 |
| Georgia Tech | 12/3/16 | | 22 | 2-2 | 1.000 | 1-1 | 1.000 | 2-2 | 1.000 | 2 4 6 | 4 | 3 | 2 | 0 | 1 | 7 |
| Presbyterian | 12/6/16 | | 13 | 0-2 | .000 | 0-1 | .000 | 0-0 | - | 0 1 1 | 1 | 1 | 0 | 0 | 1 | 0 |
| at North Carolina | 12/11/16 | | 13 | 1-3 | .333 | 0-1 | .000 | 1-2 | .500 | 1 0 1 | 3 | 0 | 1 | 0 | 0 | 3 |
| Tennessee Tech | 12/13/16 | | 10 | 0-1 | .000 | 0-1 | .000 | 1-2 | .500 | 0 2 2 | 4 | 1 | 1 | 0 | 0 | 1 |
| Lipscomb | 12/15/16 | | 25 | 3-3 | 1.000 | 1-1 | 1.000 | 2-2 | 1.000 | 2 3 5 | 2 | 3 | 0 | 0 | 0 | 9 |
| vs. Gonzaga | 12/18/16 | f | 20 | 1-8 | .125 | 1-4 | .250 | 5-6 | .833 | 2 3 5 | 1 | 0 | 4 | 0 | 0 | 8 |
| at ETSU | 12/22/16 | | 13 | 2-3 | .667 | 0-1 | .000 | 2-2 | 1.000 | 3 1 4 | 3 | 0 | 2 | 0 | 0 | 6 |
| at Texas A&M | 12/29/16 | | 14 | 0-0 | - | 0-0 | - | 3-4 | .750 | 0 1 1 | 5 | 0 | 0 | 0 | 0 | 3 |
| Arkansas | 1/3/17 | | | | | | | | | | | | | | | |
| at Florida | 1/7/17 | | | | | | | | | | | | | | | |
| South Carolina | 1/11/17 | | | | | | | | | | | | | | | |
| at Vanderbilt | 1/14/17 | | | | | | | | | | | | | | | |
| at Ole Miss | 1/17/17 | | | | | | | | | | | | | | | |
| Mississippi State | 1/21/17 | | | | | | | | | | | | | | | |
| Kentucky | 1/24/17 | | | | | | | | | | | | | | | |
| Kansas State | 1/28/17 | | | | | | | | | | | | | | | |
| at Auburn | 1/31/17 | | | | | | | | | | | | | | | |
| at Mississippi State | 2/4/17 | | | | | | | | | | | | | | | |
| Ole Miss | 2/8/17 | | | | | | | | | | | | | | | |
| Georgia | 2/11/17 | | | | | | | | | | | | | | | |
| at Kentucky | 2/14/17 | | | | | | | | | | | | | | | |
| Missouri | 2/18/17 | | | | | | | | | | | | | | | |
| Vanderbilt | 2/22/17 | | | | | | | | | | | | | | | |
| at South Carolina | 2/25/17 | | | | | | | | | | | | | | | |
| at LSU | 3/1/17 | | | | | | | | | | | | | | | |

■ PRODUCTION TRACKER

| | Last Season | This Season | Career |
|----------------------------|-------------|-------------|--------|
| Scored 10+ Points | 11 | - | 13 |
| Scored 15+ Points | 5 | - | 5 |
| Scored 20+ Points | 1 | - | 1 |
| Led the Vols in Scoring | - | - | - |
| Had 10+ Rebounds | 4 | - | 6 |
| Led the Vols in Rebounding | - | - | - |
| Had a Double-Double | 3 | - | 4 |
| Made Multiple 3-Pointers | 6 | - | 13 |
| Had Multiple Steals | - | - | 1 |
| Drew Multiple Charges | N/A | - | N/A |



CAREER STATS

| | GP-GS | Min | Avg | FG-A | Pct | 3FG-A | Pct | FT-A | Pct | Off-Def-Rebs | Avg | PF-FO | Ast | TO | Blk | Stl | Pts | Avg |
|--------------|--------------|-------------|-------------|----------------|-------------|---------------|-------------|----------------|-------------|--------------|------------|--------------|-----------|------------|-----------|-----------|------------|------------|
| 2013-14* | 34-22 | 699 | 20.6 | 63-183 | .344 | 29-112 | .259 | 25-43 | .581 | 140 | 4.1 | 112-4 | 21 | 38 | 5 | 11 | 180 | 5.3 |
| 2014-15* | | | | | | | | | | REDSHIRT | | | | | | | | |
| 2015-16* | 30-16 | 642 | 21.4 | 77-187 | .412 | 26-73 | .356 | 72-101 | .713 | 169 | 5.6 | 78-1 | 27 | 53 | 5 | 11 | 252 | 8.4 |
| 2016-17 | 13-1 | 162 | 12.5 | 9-27 | .333 | 3-15 | .200 | 16-21 | .762 | 11-17-28 | 2.2 | 26-1 | 11 | 13 | 0 | 3 | 37 | 2.8 |
| TOTAL | 77-39 | 1503 | 19.5 | 149-397 | .375 | 58-200 | .290 | 113-165 | .685 | 337 | 4.4 | 216-6 | 59 | 104 | 10 | 25 | 469 | 6.1 |

*at Tulsa *at Utah State

4 JACOB FLESCHEMAN

FR Guard | 6-1 | 160 | Business
Austin Texas | Westlake High School

@jfleschman4

- Head coach Rick Barnes announced on Nov. 15, 2016, that Fleschman will redshirt the 2016-17 season.
- Is an extremely accurate shooter.
- Known to his teammates by his nickname, "Black" or "Blackjack."
- Drained a 3-pointer and also knocked down a free throw during three minutes of action in Tennessee's exhibition win over Slippery Rock (11/3/16).
- Ranked among the top five in free-throw percentage in all of Central Texas as both a junior and senior.
- Westlake has produced several high-profile athletes, including NFL quarterbacks Drew Brees and Nick Foles and MLB pitcher Huston Street.
- One of three walk-ons on the team, along with sophomores Lucas Campbell and Brad Woodson.
- Lives with teammates Jordan Bone, Jordan Bowden and Jalen Johnson

SEASON/CAREER HIGHS

Points

Season -
Career -

Rebounds

Season -
Career -

Assists

Season -
Career -

Blocks

Season -
Career -

Steals

Season -
Career -

Minutes

Season -
Career -

Field Goals Made

Season -
Career -

Field Goals Attempted

Season -
Career -

3-Pt. Field Goals Made

Season -
Career -

3-Pt. Field Goals Attempted

Season -
Career -

Free Throws Made


Season -
Career -

Free Throws Attempted

Season -
Career -

2016-17 GAME-BY-GAME STATS

| OPPONENT | DATE | St | MIN | FG-FGA | PCT | 3FG-FGA | PCT | FT-FTA | PCT | OFF DEF TOT | PF | A | T/O | BLK | STL | PTS |
|----------------------|----------|----|-----|--------|------|---------|------|----------|------|-------------|----|---|-----|-----|-----|-----|
| Slippery Rock (exh) | 11/3/16 | | 3 | 1-2 | .500 | 1-2 | .500 | 1-2 | .500 | 0 0 0 | 0 | 0 | 0 | 0 | 0 | 4 |
| Chattanooga | 11/11/16 | | | | | | | REDSHIRT | | | | | | | | |
| Appalachian State | 11/15/16 | | | | | | | REDSHIRT | | | | | | | | |
| vs. Wisconsin | 11/21/16 | | | | | | | REDSHIRT | | | | | | | | |
| vs. Oregon | 11/22/16 | | | | | | | REDSHIRT | | | | | | | | |
| vs. Chaminade | 11/23/16 | | | | | | | REDSHIRT | | | | | | | | |
| Georgia Tech | 12/3/16 | | | | | | | REDSHIRT | | | | | | | | |
| Presbyterian | 12/6/16 | | | | | | | REDSHIRT | | | | | | | | |
| at North Carolina | 12/11/16 | | | | | | | REDSHIRT | | | | | | | | |
| Tennessee Tech | 12/13/16 | | | | | | | REDSHIRT | | | | | | | | |
| Lipscomb | 12/15/16 | | | | | | | REDSHIRT | | | | | | | | |
| vs. Gonzaga | 12/18/16 | | | | | | | REDSHIRT | | | | | | | | |
| at ETSU | 12/22/16 | | | | | | | REDSHIRT | | | | | | | | |
| at Texas A&M | 12/29/16 | | | | | | | REDSHIRT | | | | | | | | |
| Arkansas | 1/3/17 | | | | | | | | | | | | | | | |
| at Florida | 1/7/17 | | | | | | | | | | | | | | | |
| South Carolina | 1/11/17 | | | | | | | | | | | | | | | |
| at Vanderbilt | 1/14/17 | | | | | | | | | | | | | | | |
| at Ole Miss | 1/17/17 | | | | | | | | | | | | | | | |
| Mississippi State | 1/21/17 | | | | | | | | | | | | | | | |
| Kentucky | 1/24/17 | | | | | | | | | | | | | | | |
| Kansas State | 1/28/17 | | | | | | | | | | | | | | | |
| at Auburn | 1/31/17 | | | | | | | | | | | | | | | |
| at Mississippi State | 2/4/17 | | | | | | | | | | | | | | | |
| Ole Miss | 2/8/17 | | | | | | | | | | | | | | | |
| Georgia | 2/11/17 | | | | | | | | | | | | | | | |
| at Kentucky | 2/14/17 | | | | | | | | | | | | | | | |
| Missouri | 2/18/17 | | | | | | | | | | | | | | | |
| Vanderbilt | 2/22/17 | | | | | | | | | | | | | | | |
| at South Carolina | 2/25/17 | | | | | | | | | | | | | | | |
| at LSU | 3/1/17 | | | | | | | | | | | | | | | |



CAREER STATS

| | GP-GS | Min | Avg | FG-A | Pct | 3FG-A | Pct | FT-A | Pct | Off-Def-Rebs | Avg | PF-FO | Ast | TO | Blk | Stl | Pts | Avg |
|---------|-------|-----|-----|------|------|-------|------|------|------|--------------|-----|-------|-----|----|-----|-----|-----|-----|
| 2016-17 | 0-0 | 0 | 0.0 | 0-0 | .000 | 0-0 | .000 | 0-0 | .000 | 0-0-0 | 0.0 | 0-0 | 0 | 0 | 0 | 0 | 0 | 0.0 |
| TOTAL | 0-0 | 0 | 0.0 | 0-0 | .000 | 0-0 | .000 | 0-0 | .000 | 0-0-0 | 0.0 | 0-0 | 0 | 0 | 0 | 0 | 0 | 0.0 |

10 JOHN FULKERSON

FR Forward | 6-7 | 203 | Business Administration
Kingsport, Tenn. | The Christ School (N.C.)

SEASON/CAREER HIGHS

Points

Season 12 (2x), last vs. Georgia Tech (12/3/16)
Career Same

Rebounds

Season 10 vs. Oregon (11/22/16)
Career Same

Assists

Season 2 (3x), last vs. Presbyterian (12/6/16)
Career Same

Blocks

Season 5 vs. Oregon (11/22/16)
Career Same

Steals

Season 2 (4x), last at North Carolina (12/11/16)
Career Same

Minutes

Season 37 vs. Oregon (11/22/16)
Career Same

Field Goals Made

Season 5 vs. Georgia Tech (12/3/16)
Career Same

Field Goals Attempted

Season 9 vs. Georgia Tech (12/3/16)
Career Same

3-Pt. Field Goals Made

Season -
Career -

3-Pt. Field Goals Attempted

Season -
Career -

Free Throws Made

Season 8 vs. Oregon (11/22/16)
Career Same

Free Throws Attempted

Season 12 vs. Oregon (11/22/16)
Career Same

@fulkerson_john


- Left the Lipscomb game (12/15) with a dislocated right elbow; timetable for return was set at six weeks (underwent surgery Dec. 21).
- Was quickly becoming a fan-favorite thanks to his high motor and knack for making plays above the rim
- Perfect from the field (4-for-4) at #7 North Carolina (12/11)
- Tennessee's leading rebounder through nine games (5.1 rpg)
- Scored 12 points and pulled in a team-high eight rebounds against Georgia Tech (12/3)
- Turned in an impressive performance against No. 13 Oregon (11/22), logging his first career double-double with 12 points, a game-high 10 rebounds, five blocks, two steals and two assists in 37 minutes of work
- He is the first Tennessee freshman to record a double-double since Jarnell Stokes in 2012
- Stole the show in UT's exhibition vs. Slippery Rock (11/3), going 5-for-5 with five dunks en route to a final stat line of 10 points, three rebounds, one block and a pair of steals in just 13 minutes off the bench
- Blocked 113 shots as a senior at The Christ School, breaking current New York Knicks forward Marshall Plumlee's single-season school record
- His hometown of Kingsport, Tennessee, is just 100 miles northeast of Knoxville

2016-17 GAME-BY-GAME STATS

| OPPONENT | DATE | St | MIN | FG-FGA | PCT | 3FG-FGA | PCT | FT-FTA | PCT | OFF DEF TOT | PF | A | T/O | BLK | STL | PTS |
|----------------------|----------|----|-----|--------|-------|---------|-----|--------|-------|-------------|----|---|-----|-----|-----|-----|
| Slippery Rock (exh) | 11/3/16 | | 13 | 5-5 | 1.000 | 0-0 | - | 0-2 | .000 | 1 2 3 | 2 | 0 | 2 | 1 | 2 | 10 |
| Chattanooga | 11/11/16 | | 8 | 0-0 | - | 0-0 | - | 0-2 | .000 | 0 2 2 | 1 | 0 | 1 | 0 | 0 | 0 |
| Appalachian State | 11/15/16 | | 7 | 1-1 | 1.000 | 0-0 | - | 2-2 | 1.000 | 2 1 3 | 4 | 1 | 0 | 0 | 2 | 4 |
| vs. Wisconsin | 11/21/16 | | 5 | 0-0 | - | 0-0 | - | 0-0 | - | 0 2 2 | 2 | 1 | 2 | 0 | 0 | 0 |
| vs. Oregon | 11/22/16 | | 37 | 2-7 | .286 | 0-0 | - | 8-12 | .667 | 5 5 10 | 4 | 2 | 1 | 5 | 2 | 12 |
| vs. Chaminade | 11/23/16 | f | 18 | 4-6 | .667 | 0-0 | - | 0-0 | - | 1 7 8 | 2 | 2 | 1 | 2 | 2 | 8 |
| Georgia Tech | 12/3/16 | f | 24 | 5-9 | .556 | 0-0 | - | 2-3 | .667 | 3 5 8 | 2 | 1 | 0 | 1 | 1 | 12 |
| Presbyterian | 12/6/16 | f | 17 | 1-3 | .333 | 0-0 | - | 0-0 | - | 1 3 4 | 2 | 2 | 1 | 0 | 1 | 2 |
| at North Carolina | 12/11/16 | f | 24 | 4-4 | 1.000 | 0-0 | - | 0-0 | - | 0 4 4 | 3 | 1 | 2 | 1 | 2 | 8 |
| Tennessee Tech | 12/13/16 | f | 16 | 0-0 | - | 0-0 | - | 1-1 | 1.000 | 2 3 5 | 3 | 1 | 1 | 0 | 1 | 1 |
| Lipscomb | 12/15/16 | f | 4 | 0-0 | - | 0-0 | - | 0-0 | - | 0 0 0 | 0 | 0 | 0 | 0 | 0 | 0 |
| vs. Gonzaga | 12/18/16 | | | | | | | INJ | | | | | | | | |
| at ETSU | 12/22/16 | | | | | | | INJ | | | | | | | | |
| at Texas A&M | 12/29/16 | | | | | | | INJ | | | | | | | | |
| Arkansas | 1/3/17 | | | | | | | | | | | | | | | |
| at Florida | 1/7/17 | | | | | | | | | | | | | | | |
| South Carolina | 1/11/17 | | | | | | | | | | | | | | | |
| at Vanderbilt | 1/14/17 | | | | | | | | | | | | | | | |
| at Ole Miss | 1/17/17 | | | | | | | | | | | | | | | |
| Mississippi State | 1/21/17 | | | | | | | | | | | | | | | |
| Kentucky | 1/24/17 | | | | | | | | | | | | | | | |
| Kansas State | 1/28/17 | | | | | | | | | | | | | | | |
| at Auburn | 1/31/17 | | | | | | | | | | | | | | | |
| at Mississippi State | 2/4/17 | | | | | | | | | | | | | | | |
| Ole Miss | 2/8/17 | | | | | | | | | | | | | | | |
| Georgia | 2/11/17 | | | | | | | | | | | | | | | |
| at Kentucky | 2/14/17 | | | | | | | | | | | | | | | |
| Missouri | 2/18/17 | | | | | | | | | | | | | | | |
| Vanderbilt | 2/22/17 | | | | | | | | | | | | | | | |
| at South Carolina | 2/25/17 | | | | | | | | | | | | | | | |
| at LSU | 3/1/17 | | | | | | | | | | | | | | | |

■ PRODUCTION TRACKER

| | This Season |
|--------------------------------|-------------|
| Scored 5+ Points | 4 |
| Scored 10+ Points | 2 |
| Led the Vols in Scoring | - |
| Had 5+ Rebounds | 3 |
| Had 10+ Rebounds | 2 |
| Led the Vols in Rebounds | 3 |
| Had Multiple Assists | 3 |
| Had Multiple Steals | 4 |
| Had Multiple Blocks | 2 |
| Led the Vols in Blocks | 2 |
| Had a Positive Assist/TO Ratio | 5 |
| Had Multiple Dunks | - |



CAREER STATS

| | GP-GS | Min | Avg | FG-A | Pct | 3FG-A | Pct | FT-A | Pct | Off-Def-Rebs | Avg | PF-FO | Ast | TO | Blk | Stl | Pts | Avg |
|---------|-------|-----|------|-------|------|-------|------|-------|------|--------------|-----|-------|-----|----|-----|-----|-----|-----|
| 2016-17 | 10-6 | 160 | 16.0 | 17-30 | .567 | 0-0 | .000 | 13-20 | .650 | 14-32-46 | 4.6 | 23-0 | 10 | 8 | 9 | 11 | 47 | 4.7 |
| TOTAL | 10-6 | 160 | 16.0 | 17-30 | .567 | 0-0 | .000 | 13-20 | .650 | 14-32-46 | 4.6 | 23-0 | 10 | 8 | 9 | 11 | 47 | 4.7 |

3 ROBERT HUBBS III

SR Guard | 6-5 | 207 | Communication Studies
Newbern, Tenn. | Dyer County HS

SEASON/CAREER HIGHS

Points

Season 28 vs. Chaminade (11/23/16)
Career Same

Rebounds

Season 10 vs. Lipscomb (12/15/16)
Career Same

Assists

Season 3 (2x), last vs. Chaminade (11/23/16)
Career 5 vs. Texas A&M (1/9/16)

Blocks

Season 1 (4x), last at ETSU (12/22/16)
Career 2 vs. NC State (12/18/13)

Steals

Season 4 vs. Chaminade (11/23/16)
Career Same

Minutes

Season 36 (2x), last vs. Lipscomb (12/15/16)
Career 36 (5x), last vs. Lipscomb (12/15/16)

Field Goals Made

Season 10 (2x), last vs. Tennessee Tech (12/13/16)
Career Same

Field Goals Attempted

Season 19 vs. Chaminade (11/23/16)
Career Same

3-Pt. Field Goals Made

Season 1 (2x), last vs. Gonzaga (12/18/16)
Career 3 twice, last vs. Vanderbilt (3/12/15)

3-Pt. Field Goals Attempted

Season 2 (3x), last vs. Gonzaga (12/18/16)
Career 7 vs. Vanderbilt (3/12/15)

Free Throws Made

Season 7 vs. Chaminade (11/23/16)
Career 8 vs. South Carolina (1/23/16)

Free Throws Attempted

Season 7 vs. Chaminade (11/23/16)
Career 8 vs. South Carolina (1/23/16)

@datkiddRobert

- Team's leading scorer (14.8 ppg), continues to rank inside the SEC's top 10 for field-goal percentage (7th, .514)
- He is the only Vol averaging more than 30.0 mpg this season (30.2)
- Is 199 points away from becoming the 48th Vol ever to reach the 1,000-career points milestone
- First career double-double vs. Lipscomb (12/15): 22 points and a game-high 10 rebounds
- Guided UT to a victory over Tennessee Tech (12/13), scoring a game-high 25 points and grabbing seven rebounds
- Entered the season with one 20-plus point game in career, currently owns four in 2016-17
- Posted a game-high 21 points at #7 North Carolina (12/11), scoring 15 points on 7-of-7 shooting in the first half
- Consistent and efficient from the field so far, shooting 54.3 percent (69-of-127) from the field
- Averaged 15.3 points and 5.0 rebounds per game at the Maui Invitational against No. 16 Wisconsin, No. 13 Oregon and tournament host Chaminade
- Monster performance in the Maui Invitational finale vs. Chaminade (11/23): 28 points, five rebounds, four steals
- Started at the four against Appalachian State (11/15), scoring a team-high 14 points on an efficient 6-of-8 shooting
- The team's lone four-year senior and one of only three upperclassmen on the roster, he has stepped up as more of a vocal leader on this year's team
- A top-25 national prospect, he is the all-time leading scorer at Dyer County High School (2,464 points).

2016-17 GAME-BY-GAME STATS

| OPPONENT | DATE | St | MIN | FG-FGA | PCT | 3FG-FGA | PCT | FT-FTA | PCT | OFF DEF TOT | PF | A | T/O | BLK | STL | PTS |
|----------------------|----------|----|-----|--------|------|---------|------|--------|-------|-------------|-----|---|-----|-----|-----|-----|
| Slippery Rock (exh) | 11/3/16 | g | 11 | 3-4 | .750 | 0-0 | - | 8-8 | 1.000 | 2 0 2 | 0 0 | 1 | 1 | 0 | 0 | 14 |
| Chattanooga | 11/11/16 | g | 32 | 4-13 | .308 | 0-1 | .000 | 3-4 | .750 | 3 4 7 | 1 2 | 1 | 0 | 0 | 0 | 11 |
| Appalachian State | 11/15/16 | f | 27 | 6-8 | .750 | 0-1 | .000 | 4-4 | 1.000 | 0 1 1 | 2 3 | 4 | 0 | 0 | 0 | 16 |
| vs. Wisconsin | 11/21/16 | g | 31 | 6-11 | .545 | 0-1 | .000 | 0-0 | - | 0 2 2 | 4 1 | 2 | 0 | 1 | 12 | |
| vs. Oregon | 11/22/16 | g | 36 | 3-7 | .429 | 0-2 | .000 | 0-0 | - | 1 7 8 | 4 0 | 5 | 0 | 0 | 6 | |
| vs. Chaminade | 11/23/16 | g | 31 | 10-19 | .526 | 1-2 | .500 | 7-7 | 1.000 | 4 1 5 | 3 3 | 0 | 1 | 4 | 28 | |
| Georgia Tech | 12/3/16 | g | 25 | 3-7 | .429 | 0-0 | .000 | 4-4 | 1.000 | 1 2 3 | 4 0 | 1 | 0 | 2 | 10 | |
| Presbyterian | 12/6/16 | g | 24 | 5-10 | .500 | 0-1 | .000 | 4-4 | 1.000 | 1 1 2 | 1 1 | 1 | 1 | 0 | 14 | |
| at North Carolina | 12/11/16 | g | 33 | 9-11 | .818 | 0-0 | - | 3-3 | 1.000 | 4 2 6 | 1 1 | 1 | 1 | 1 | 21 | |
| Tennessee Tech | 12/13/16 | g | 31 | 10-17 | .589 | 0-1 | .000 | 5-5 | 1.000 | 3 4 7 | 2 1 | 2 | 1 | 0 | 25 | |
| Lipscomb | 12/15/16 | g | 36 | 9-14 | .643 | 0-0 | - | 4-5 | .800 | 1 9 10 | 0 1 | 3 | 0 | 1 | 22 | |
| vs. Gonzaga | 12/18/16 | g | 31 | 4-10 | .400 | 1-2 | .500 | 1-3 | .333 | 1 0 1 | 3 1 | 1 | 1 | 0 | 10 | |
| at ETSU | 12/22/16 | g | 32 | 3-9 | .333 | 0-0 | - | 5-6 | .833 | 0 5 5 | 1 2 | 2 | 1 | 2 | 11 | |
| at Texas A&M | 12/29/16 | g | 29 | 3-10 | .300 | 0-2 | .000 | 0-0 | .000 | 2 1 3 | 0 2 | 1 | 0 | 1 | 6 | |
| Arkansas | 1/3/17 | | | | | | | | | | | | | | | |
| at Florida | 1/7/17 | | | | | | | | | | | | | | | |
| South Carolina | 1/11/17 | | | | | | | | | | | | | | | |
| at Vanderbilt | 1/14/17 | | | | | | | | | | | | | | | |
| at Ole Miss | 1/17/17 | | | | | | | | | | | | | | | |
| Mississippi State | 1/21/17 | | | | | | | | | | | | | | | |
| Kentucky | 1/24/17 | | | | | | | | | | | | | | | |
| Kansas State | 1/28/17 | | | | | | | | | | | | | | | |
| at Auburn | 1/31/17 | | | | | | | | | | | | | | | |
| at Mississippi State | 2/4/17 | | | | | | | | | | | | | | | |
| Ole Miss | 2/8/17 | | | | | | | | | | | | | | | |
| Georgia | 2/11/17 | | | | | | | | | | | | | | | |
| at Kentucky | 2/14/17 | | | | | | | | | | | | | | | |
| Missouri | 2/18/17 | | | | | | | | | | | | | | | |
| Vanderbilt | 2/22/17 | | | | | | | | | | | | | | | |
| at South Carolina | 2/25/17 | | | | | | | | | | | | | | | |
| at LSU | 3/1/17 | | | | | | | | | | | | | | | |

■ PRODUCTION TRACKER

| | Last Season | This Season | Career |
|-----------------------------------|-------------|-------------|--------|
| Scored 5+ Points | 22 | 13 | 61 |
| Scored 10+ Points | 19 | 11 | 38 |
| Scored 15+ Points | 6 | 5 | 15 |
| Led the Vols in Scoring | 3 | 4 | 8 |
| Led the Vols in 3-Pointers (Made) | - | - | 11 |
| Made Multiple 3-Pointers | - | - | 10 |
| Led the Vols in Steals | 4 | 3 | 8 |
| Had 5+ Rebounds | 12 | 7 | 24 |
| Had Multiple Assists | 12 | 5 | 26 |
| Had Multiple Steals | 2 | 3 | 8 |
| Had Multiple Blocks | - | - | 1 |



CAREER STATS

| | GP-GS | Min | Avg | FG-A | Pct | 3FG-A | Pct | FT-A | Pct | Off-Def-Rebs | Avg | PF-FO | Ast | TO | Blk | Stl | Pts | Avg |
|--------------|--------------|-------------|-------------|----------------|-------------|---------------|-------------|----------------|-------------|--------------------|------------|--------------|-----------|-----------|-----------|-----------|------------|------------|
| 2013-14 | 12-0 | 219 | 18.3 | 23-75 | .307 | 9-32 | .281 | 5-8 | .625 | 9-9-18 | 1.5 | 17-0 | 8 | 7 | 4 | 2 | 60 | 5.0 |
| 2014-15 | 32-20 | 795 | 24.8 | 88-215 | .409 | 31-93 | .333 | 24-33 | .727 | 36-57-93 | 2.9 | 48-0 | 28 | 26 | 4 | 16 | 231 | 7.2 |
| 2015-16 | 30-16 | 801 | 26.7 | 128-283 | .452 | 11-46 | .239 | 51-69 | .739 | 47-70-117 | 3.9 | 47-1 | 38 | 22 | 1 | 13 | 318 | 10.6 |
| 2016-17 | 13-13 | 393 | 30.2 | 75-146 | .514 | 2-13 | .154 | 40-45 | .889 | 21-39-60 | 4.6 | 26-0 | 18 | 24 | 4 | 13 | 192 | 14.8 |
| TOTAL | 87-49 | 2208 | 25.4 | 314-719 | .437 | 53-184 | .288 | 120-155 | .774 | 113-175-288 | 3.3 | 138-1 | 92 | 79 | 13 | 44 | 801 | 9.2 |

13 JALEN JOHNSON

FR Guard | 6-5 | 177 | Recreation and Sport Management
Durham, N.C. | Wesleyan Christian Academy

SEASON/CAREER HIGHS

Points

Season -
Career -

Rebounds

Season -
Career -

Assists

Season -
Career -

Blocks

Season -
Career -

Steals

Season -
Career -

Minutes

Season -
Career -

Field Goals Made

Season -
Career -

Field Goals Attempted

Season -
Career -

3-Pt. Field Goals Made

Season -
Career -

3-Pt. Field Goals Attempted

Season -
Career -

Free Throws Made

Season -
Career -

Free Throws Attempted

Season -
Career -

@The_Jalen_

- Head coach Rick Barnes announce on Nov. 15, 2016, that Johnson will redshirt the 2016-17 season.
- Accurate shooter along the perimeter who also boasts elite athleticism and jumping ability.
- Has demonstrated a knack for using his length and leaping ability to close out on shooters and block perimeter shots.
- One of two left-handers on the team (along with fellow freshman John Fulkerson).
- The staff has praised his coachability and willingness to embrace mechanical adjustments to his shot during the summer and preseason.
- Both his parents were Division I track athletes (mother, Nikki Berry, at UNC; father, Brian Johnson, at ECU).
- Was a high school teammate of fellow Vols freshman Kwe Parker at Wesleyan Christian Academy.
- One of three North Carolina natives on this year's team.
- Lives with teammates Jordan Bone, Jordan Bowden and Jacob Fleschman.

2016-17 GAME-BY-GAME STATS

| OPPONENT | DATE | St | MIN | FG-FGA | PCT | 3FG-FGA | PCT | FT-FTA | PCT | OFF DEF TOT | PF | A | T/O | BLK | STL | PTS |
|----------------------|----------|----|-----|--------|------|---------|------|----------|------|-------------|----|---|-----|-----|-----|-----|
| Slippery Rock (exh) | 11/3/16 | | 8 | 0-1 | .000 | 0-1 | .000 | 0-1 | .000 | 0 1 1 | 0 | 0 | 1 | 0 | 0 | 0 |
| Chattanooga | 11/11/16 | | | | | | | REDSHIRT | | | | | | | | |
| Appalachian State | 11/15/16 | | | | | | | REDSHIRT | | | | | | | | |
| vs. Wisconsin | 11/21/16 | | | | | | | REDSHIRT | | | | | | | | |
| vs. Oregon | 11/22/16 | | | | | | | REDSHIRT | | | | | | | | |
| vs. Chaminade | 11/23/16 | | | | | | | REDSHIRT | | | | | | | | |
| Georgia Tech | 12/3/16 | | | | | | | REDSHIRT | | | | | | | | |
| Presbyterian | 12/6/16 | | | | | | | REDSHIRT | | | | | | | | |
| at North Carolina | 12/11/16 | | | | | | | REDSHIRT | | | | | | | | |
| Tennessee Tech | 12/13/16 | | | | | | | REDSHIRT | | | | | | | | |
| Lipscomb | 12/15/16 | | | | | | | REDSHIRT | | | | | | | | |
| vs. Gonzaga | 12/18/16 | | | | | | | REDSHIRT | | | | | | | | |
| at ETSU | 12/22/16 | | | | | | | REDSHIRT | | | | | | | | |
| at Texas A&M | 12/29/16 | | | | | | | REDSHIRT | | | | | | | | |
| Arkansas | 1/3/17 | | | | | | | | | | | | | | | |
| at Florida | 1/7/17 | | | | | | | | | | | | | | | |
| South Carolina | 1/11/17 | | | | | | | | | | | | | | | |
| at Vanderbilt | 1/14/17 | | | | | | | | | | | | | | | |
| at Ole Miss | 1/17/17 | | | | | | | | | | | | | | | |
| Mississippi State | 1/21/17 | | | | | | | | | | | | | | | |
| Kentucky | 1/24/17 | | | | | | | | | | | | | | | |
| Kansas State | 1/28/17 | | | | | | | | | | | | | | | |
| at Auburn | 1/31/17 | | | | | | | | | | | | | | | |
| at Mississippi State | 2/4/17 | | | | | | | | | | | | | | | |
| Ole Miss | 2/8/17 | | | | | | | | | | | | | | | |
| Georgia | 2/11/17 | | | | | | | | | | | | | | | |
| at Kentucky | 2/14/17 | | | | | | | | | | | | | | | |
| Missouri | 2/18/17 | | | | | | | | | | | | | | | |
| Vanderbilt | 2/22/17 | | | | | | | | | | | | | | | |
| at South Carolina | 2/25/17 | | | | | | | | | | | | | | | |
| at LSU | 3/1/17 | | | | | | | | | | | | | | | |

■ PRODUCTION TRACKER



CAREER STATS

| | GP-GS | Min | Avg | FG-A | Pct | 3FG-A | Pct | FT-A | Pct | Off-Def-Rebs | Avg | PF-FO | Ast | TO | Blk | Stl | Pts | Avg |
|---------|-------|-----|-----|------|------|-------|------|------|------|--------------|-----|-------|-----|----|-----|-----|-----|-----|
| 2016-17 | 0-0 | 0 | 0.0 | 0-0 | .000 | 0-0 | .000 | 0-0 | .000 | 0-0-0 | 0.0 | 0-0 | 0 | 0 | 0 | 0 | 0 | 0.0 |
| TOTAL | 0-0 | 0 | 0.0 | 0-0 | .000 | 0-0 | .000 | 0-0 | .000 | 0-0-0 | 0.0 | 0-0 | 0 | 0 | 0 | 0 | 0 | 0.0 |

15 DETRICK MOSTELLA

JR Guard | 6-1 | 179 | Communication Studies
Decatur, Ala. | Notre Dame Prep (Mass.)

SEASON/CAREER HIGHS

Points

Season 25 at ETSU (12/22/16)
Career Same

Rebounds

Season 9 vs. Oregon (11/22/16)
Career Same

Assists

Season 4 at Texas A&M (12/29/16)
Career 4 (3x), last at Texas A&M (12/29/16)

Blocks

Season 1 (6x), last at ETSU (12/22/16)
Career 2 (2x), last vs. Kentucky (2/2/16)

Steals

Season 1 (6x), last at Texas A&M (12/29/16)
Career 2 (3x), last vs. Tennessee State (12/29/15)

Minutes

Season 32 at ETSU (12/22/16)
Career 36 vs. LSU (3/11/16)

Field Goals Made

Season 8 (2x), last at ETSU (12/22/16)
Career 8 (3x), last at ETSU (12/22/16)

Field Goals Attempted

Season 15 (2x), last at ETSU (12/22/16)
Career 18 vs. Vanderbilt (3/10/16)

3-Pt. Field Goals Made

Season 3 (5x), last at Texas A&M (12/29/16)
Career 5 at Mississippi State (1/16/16)

3-Pt. Field Goals Attempted

Season 10 vs. Gonzaga (12/18/16)
Career 11 at Mississippi State (1/16/16)

Free Throws Made

Season 6 at ETSU (12/22/16)
Career 6 (2x), last at ETSU (12/22/16)

Free Throws Attempted

Season 6 at ETSU (12/22/16)
Career 8 vs. LSU (3/11/16)

@Teek3015

Last name pronounced: muh-STELL-uh

- Sixth Man of the Year candidate is averaging a team-best 18.3 ppg over the last three games
- The difference for the Vols at ETSU (12/22); scored a career-high 25 points off the bench, including a stretch of 13 consecutive points over the final 2:33 of the first half; earned SEC Player of the Week honors for his efforts
- Catalyst for UT's comeback push vs. No. 8 Gonzaga (12/18), scoring 15 of his team-high 17 points in the second half, including a trio of 3-pointers
- Led the team offensively at the Maui Invitational, averaging 16.0 ppg over three games against No. 16 Wisconsin, No. 13 Oregon and tournament host Chaminade
- Provided a spark off the bench for Tennessee in Maui as 37 of his 46 points in the tournament were scored in the first half, including 18 over the first 20 minutes against Oregon (11/22)
- Scored 22 points against No. 13 Oregon (11/22) and came a rebound shy of recording his first career double-double
- Led the Vols in scoring (18.0 ppg) during UT's three-game run at last year's SEC Tournament
- **His 89 made 3-pointers easily lead all active Vols**
- More than 50 percent of his made field goals during his career (89 of 174, .511) are 3-pointers
- Capable of scoring from anywhere, his production increased from 3.4 ppg as a freshman to 8.4 ppg last year.

2016-17 GAME-BY-GAME STATS

| OPPONENT | DATE | St | MIN | FG-FGA | PCT | 3FG-FGA | PCT | FT-FTA | PCT | OFF DEF TOT | PF | A | T/O | BLK | STL | PTS |
|----------------------|----------|----|-----|--------|------|---------|------|--------|-------|-------------|----|---|-----|-----|-----|-----|
| Slippery Rock (exh) | 11/3/16 | g | 20 | 2-8 | .250 | 0-3 | .000 | 0-0 | - | 0 0 0 | 2 | 1 | 0 | 0 | 2 | 4 |
| Chattanooga | 11/11/16 | g | 12 | 1-4 | .250 | 0-1 | .000 | 0-2 | .000 | 0 1 1 | 3 | 0 | 3 | 1 | 0 | 2 |
| Appalachian State | 11/15/16 | | 11 | 1-3 | .333 | 0-1 | .000 | 3-4 | .750 | 0 6 6 | 4 | 0 | 2 | 0 | 0 | 5 |
| vs. Wisconsin | 11/21/16 | | 24 | 4-13 | .308 | 1-4 | .250 | 3-3 | 1.000 | 1 2 3 | 1 | 1 | 1 | 1 | 1 | 12 |
| vs. Oregon | 11/22/16 | | 25 | 8-11 | .727 | 3-6 | .500 | 3-4 | .750 | 1 8 9 | 5 | 0 | 4 | 0 | 0 | 22 |
| vs. Chaminade | 11/23/16 | | 28 | 5-9 | .556 | 3-6 | .500 | 1-2 | .500 | 0 1 1 | 2 | 1 | 1 | 1 | 1 | 14 |
| Georgia Tech | 12/3/16 | | 16 | 2-6 | .333 | 1-3 | .333 | 2-4 | .500 | 0 3 3 | 2 | 1 | 1 | 0 | 1 | 7 |
| Presbyterian | 12/6/16 | | 19 | 1-7 | .143 | 1-4 | .250 | 0-0 | - | 0 3 3 | 1 | 2 | 1 | 0 | 1 | 3 |
| at North Carolina | 12/11/16 | | 7 | 0-2 | .000 | 0-0 | - | 2-2 | 1.000 | 0 3 3 | 3 | 1 | 0 | 0 | 0 | 2 |
| Tennessee Tech | 12/13/16 | | 18 | 0-5 | .000 | 0-3 | .000 | 0-0 | - | 2 4 6 | 2 | 3 | 1 | 1 | 0 | 0 |
| Lipscomb | 12/15/16 | | 25 | 4-9 | .444 | 2-4 | .500 | 1-2 | .500 | 1 6 7 | 0 | 1 | 0 | 1 | 0 | 11 |
| vs. Gonzaga | 12/18/16 | | 27 | 6-15 | .400 | 3-10 | .300 | 2-2 | 1.000 | 0 0 0 | 2 | 1 | 0 | 0 | 0 | 17 |
| at ETSU | 12/22/16 | | 32 | 8-15 | .533 | 3-7 | .429 | 6-6 | 1.000 | 2 5 7 | 2 | 2 | 2 | 1 | 1 | 25 |
| at Texas A&M | 12/29/16 | | 31 | 5-14 | .357 | 3-9 | .333 | 0-0 | - | 1 3 4 | 1 | 4 | 2 | 0 | 1 | 13 |
| Arkansas | 1/3/17 | | | | | | | | | | | | | | | |
| at Florida | 1/7/17 | | | | | | | | | | | | | | | |
| South Carolina | 1/11/17 | | | | | | | | | | | | | | | |
| at Vanderbilt | 1/14/17 | | | | | | | | | | | | | | | |
| at Ole Miss | 1/17/17 | | | | | | | | | | | | | | | |
| Mississippi State | 1/21/17 | | | | | | | | | | | | | | | |
| Kentucky | 1/24/17 | | | | | | | | | | | | | | | |
| Kansas State | 1/28/17 | | | | | | | | | | | | | | | |
| at Auburn | 1/31/17 | | | | | | | | | | | | | | | |
| at Mississippi State | 2/4/17 | | | | | | | | | | | | | | | |
| Ole Miss | 2/8/17 | | | | | | | | | | | | | | | |
| Georgia | 2/11/17 | | | | | | | | | | | | | | | |
| at Kentucky | 2/14/17 | | | | | | | | | | | | | | | |
| Missouri | 2/18/17 | | | | | | | | | | | | | | | |
| Vanderbilt | 2/22/17 | | | | | | | | | | | | | | | |
| at South Carolina | 2/25/17 | | | | | | | | | | | | | | | |
| at LSU | 3/1/17 | | | | | | | | | | | | | | | |

■ PRODUCTION TRACKER

| | Last Season | This Season | Career |
|-----------------------------------|-------------|-------------|--------|
| Scored 5+ Points | 24 | 9 | 43 |
| Scored 10+ Points | 14 | 7 | 23 |
| Scored 15+ Points | 7 | 3 | 11 |
| Led the Vols in Scoring | 5 | 3 | 9 |
| Made Multiple 3-Pointers | 14 | 6 | 26 |
| Made 3+ 3-Pointers | 4 | 5 | 12 |
| Led the Vols in 3-Pointers (Made) | 10 | 6 | 26 |
| Had 3+ Assists | 8 | 2 | 10 |
| Led the Vols in Assists | 1 | 1 | 2 |
| Had 3+ Steals | - | - | - |
| Led the Vols in Steals | 4 | - | 5 |
| Had Multiple Dunks | - | - | - |



CAREER STATS

| | GP-GS | Min | Avg | FG-A | Pct | 3FG-A | Pct | FT-A | Pct | Off-Def-Rebs | Avg | PF-FO | Ast | TO | Blk | Stl | Pts | Avg |
|--------------|-------------|-------------|-------------|----------------|-------------|---------------|-------------|---------------|-------------|-------------------|------------|--------------|-----------|-----------|-----------|-----------|------------|------------|
| 2014-15 | 31-1 | 364 | 11.7 | 34-123 | .276 | 22-81 | .272 | 14-20 | .700 | 8-19-27 | 0.9 | 34-0 | 15 | 30 | 1 | 9 | 104 | 3.4 |
| 2015-16 | 34-4 | 667 | 19.6 | 95-262 | .363 | 47-155 | .303 | 50-68 | .735 | 14-60-74 | 2.2 | 66-1 | 40 | 45 | 6 | 9 | 287 | 8.4 |
| 2016-17 | 13-1 | 275 | 21.2 | 45-113 | .398 | 20-58 | .345 | 23-31 | .742 | 8-45-53 | 4.1 | 28-1 | 17 | 18 | 6 | 6 | 133 | 10.2 |
| TOTAL | 78-6 | 1306 | 16.7 | 174-498 | .349 | 89-294 | .303 | 87-119 | .731 | 30-124-154 | 2.0 | 128-2 | 72 | 93 | 13 | 24 | 524 | 6.7 |

21 KWE PARKER

FR Guard | 6-0 | 181 | Journalism and Electronic Media
Fayetteville, N.C. | Wesleyan Christian Academy

SEASON/CAREER HIGHS

Points

Season 5 at ETSU (12/22/16)
Career Same

Rebounds

Season 3 vs. Gonzaga (12/18/16)
Career Same

Assists

Season 4 (2x), last at ETSU (12/22/16)
Career Same

Blocks

Season 1 (2x), last at ETSU (12/22/16)
Career Same

Steals

Season 2 vs. Oregon (11/22/16)
Career Same

Minutes

Season 18 at ETSU (12/22/16)
Career Same

Field Goals Made

Season 2 (2x), last at ETSU (12/22/16)
Career Same

Field Goals Attempted

Season 4 at ETSU (12/22/16)
Career Same

3-Pt. Field Goals Made

Season 1 (2x), last at ETSU (12/22/16)
Career Same

3-Pt. Field Goals Attempted

Season 2 at ETSU (12/22/16)
Career Same

Free Throws Made

Season 1 vs. Lipscomb (12/15/16)
Career Same

Free Throws Attempted

Season 3 vs. Lipscomb (12/15/16)
Career Same

@iJump_tooMuch

First name pronounced: KWAY

- Has provided quality minutes as a reserve point guard over the last five games, posting 11 assists and just one turnover in that span (61 total minutes)
- Played a season-best 18 minutes at ETSU (12/22), handing out a team-high four assists and scoring five points
- Scored his first collegiate points against No. 13 Oregon (11/22) at the Maui Invitational, going 2-for-2 from the field and adding two assists in 13 minutes of action
- Made his collegiate debut against No. 16 Wisconsin (11/21) in Maui, playing six minutes off the bench
- Missed each of the season's first two games with a sore left ankle
- The most defensive-minded point guard on UT's roster; has pass-first mentality but can shoot it well
- His 45-inch vertical jump and explosive slam dunks made him a YouTube hoops sensation as a recruit
- Was a high school teammate of fellow Vols freshman Jalen Johnson at Wesleyan Christian Academy
- One of three North Carolina natives on this year's team
- Lives with teammates John Fulkerson and Grant Williams

2016-17 GAME-BY-GAME STATS

| OPPONENT | DATE | St | MIN | FG-FGA | PCT | 3FG-FGA | PCT | FT-FTA | PCT | OFF DEF TOT | PF | A | T/O | BLK | STL | PTS |
|----------------------|----------|----|-----|--------|-------|---------|-------|--------|------|-------------|----|---|-----|-----|-----|-----|
| Slippery Rock (exh) | 11/3/16 | 12 | | 1-5 | .200 | 0-3 | .000 | 0-0 | - | 1 1 2 | 1 | 4 | 1 | 0 | 3 | 2 |
| Chattanooga | 11/11/16 | | | | | | | INJ | | | | | | | | |
| Appalachian State | 11/15/16 | | | | | | | INJ | | | | | | | | |
| vs. Wisconsin | 11/21/16 | 6 | | 0-0 | - | 0-0 | - | 0-0 | - | 0 0 0 | 2 | 1 | 2 | 0 | 0 | 0 |
| vs. Oregon | 11/22/16 | 13 | | 2-2 | 1.000 | 0-0 | - | 0-0 | - | 1 1 2 | 2 | 2 | 1 | 1 | 2 | 4 |
| vs. Chaminade | 11/23/16 | 15 | | 1-3 | .333 | 1-1 | 1.000 | 0-0 | - | 0 1 1 | 0 | 0 | 4 | 0 | 0 | 3 |
| Georgia Tech | 12/3/16 | 8 | | 0-0 | - | 0-0 | - | 0-0 | - | 0 0 0 | 2 | 0 | 2 | 0 | 1 | 0 |
| Presbyterian | 12/6/16 | 7 | | 0-1 | .000 | 0-1 | .000 | 0-0 | - | 0 1 1 | 2 | 0 | 0 | 0 | 0 | 0 |
| at North Carolina | 12/11/16 | | | | | | | DNP | | | | | | | | |
| Tennessee Tech | 12/13/16 | 5 | | 0-1 | .000 | 0-0 | - | 0-0 | - | 0 0 0 | 0 | 1 | 0 | 0 | 0 | 0 |
| Lipscomb | 12/15/16 | 12 | | 0-0 | - | 0-0 | - | 1-3 | .333 | 0 3 3 | 3 | 1 | 0 | 0 | 0 | 1 |
| vs. Gonzaga | 12/18/16 | 15 | | 1-3 | .333 | 0-1 | .000 | 0-1 | .000 | 2 1 3 | 4 | 4 | 0 | 0 | 1 | 2 |
| at ETSU | 12/22/16 | 18 | | 2-4 | .500 | 1-2 | .500 | 0-2 | .000 | 1 0 1 | 2 | 4 | 1 | 1 | 1 | 5 |
| at Texas A&M | 12/29/16 | 11 | | 0-2 | .000 | 0-2 | .000 | 0-0 | - | 0 1 1 | 1 | 1 | 0 | 0 | 0 | 0 |
| Arkansas | 1/3/17 | | | | | | | | | | | | | | | |
| at Florida | 1/7/17 | | | | | | | | | | | | | | | |
| South Carolina | 1/11/17 | | | | | | | | | | | | | | | |
| at Vanderbilt | 1/14/17 | | | | | | | | | | | | | | | |
| at Ole Miss | 1/17/17 | | | | | | | | | | | | | | | |
| Mississippi State | 1/21/17 | | | | | | | | | | | | | | | |
| Kentucky | 1/24/17 | | | | | | | | | | | | | | | |
| Kansas State | 1/28/17 | | | | | | | | | | | | | | | |
| at Auburn | 1/31/17 | | | | | | | | | | | | | | | |
| at Mississippi State | 2/4/17 | | | | | | | | | | | | | | | |
| Ole Miss | 2/8/17 | | | | | | | | | | | | | | | |
| Georgia | 2/11/17 | | | | | | | | | | | | | | | |
| at Kentucky | 2/14/17 | | | | | | | | | | | | | | | |
| Missouri | 2/18/17 | | | | | | | | | | | | | | | |
| Vanderbilt | 2/22/17 | | | | | | | | | | | | | | | |
| at South Carolina | 2/25/17 | | | | | | | | | | | | | | | |
| at LSU | 3/1/17 | | | | | | | | | | | | | | | |

■ PRODUCTION TRACKER

| | This Season |
|--------------------------------|-------------|
| Scored 5+ Points | 1 |
| Scored 10+ Points | - |
| Had Multiple Assists | 3 |
| Led the Vols in Assists | 3 |
| Had Multiple Steals | 1 |
| Had 3+ Steals | - |
| Led the Vols in Steals | 1 |
| Made Multiple 3-Pointers | - |
| Had a Positive Assist/TO Ratio | 4 |
| Had Multiple Dunks | - |



CAREER STATS

| | GP-GS | Min | Avg | FG-A | Pct | 3FG-A | Pct | FT-A | Pct | Off-Def-Rebs | Avg | PF-FO | Ast | TO | Blk | Stl | Pts | Avg |
|---------|-------|-----|------|------|------|-------|------|------|------|--------------|-----|-------|-----|----|-----|-----|-----|-----|
| 2016-17 | 10-0 | 110 | 11.0 | 6-16 | .375 | 2-7 | .286 | 1-6 | .167 | 4-8-12 | 1.2 | 18-0 | 14 | 10 | 2 | 5 | 15 | 1.5 |
| TOTAL | 10-0 | 110 | 11.0 | 6-16 | .375 | 2-7 | .286 | 1-6 | .167 | 4-8-12 | 1.2 | 18-0 | 14 | 10 | 2 | 5 | 15 | 1.5 |

25 SHEMBARI PHILLIPS

SO Guard | 6-3 | 192 | Sociology/Criminal Justice
Atlanta, Ga. | Wheeler HS

SEASON/CAREER HIGHS

Points

Season 16 vs. Wisconsin (11/21/16)
Career 23 at Vanderbilt (3/1/16)

Rebounds

Season 6 (2x), last at Texas A&M (12/29/16)
Career 7 at Vanderbilt (3/1/16)

Assists

Season 7 vs. Georgia Tech (12/3/16)
Career Same

Blocks

Season 1 (2x), last at Texas A&M (12/29/16)
Career 1 (7x), last at Texas A&M (12/29/16)

Steals

Season 2 (2x), last vs. Tennessee Tech (12/13/16)
Career Same

Minutes

Season 30 vs. Georgia Tech (12/3/16)
Career 38 vs. LSU (2/20/16)

Field Goals Made

Season 5 vs. Wisconsin (11/21/16)
Career 8 at Vanderbilt (3/1/16)

Field Goals Attempted

Season 9 vs. Wisconsin (11/21/16)
Career 17 at Vanderbilt (3/1/16)

3-Pt. Field Goals Made

Season 3 vs. Wisconsin (11/21/16)
Career 4 at Vanderbilt (3/1/16)

3-Pt. Field Goals Attempted

Season 4 vs. Wisconsin (11/21/16)
Career 7 at South Carolina (2/24/16)

Free Throws Made

Season 6 vs. Chattanooga (11/11/16)
Career 9 vs. Texas A&M (1/9/16)

Free Throws Attempted

Season 6 vs. Chattanooga (11/11/16)
Career 10 vs. Texas A&M (1/9/16)

@IDunkOnU23

First name pronounced: shem-BAR-ee

- Tennessee is a perfect 5-0 this season when Phillips dishes out at least three assists
- A discerning shooter, has attempted the fewest field goals of any Vol averaging 20+ minutes this season (70), but is connecting at a 48.6 percent clip (34-70)
- Wields a eye-popping 3-point percentage of .667, connecting on 12 of his 18 attempts from distance this year
- Ranks second on the team with 33 assists—27 of which came when he was filling in for the injured Jordan Bone at the point guard position
- Totaled 10 points, a season-best six rebounds and three assists in the SEC-opening win at Texas A&M (12/29)
- Scored seven points in 16 minutes off the bench at ETSU (12/22), knocking down two 3-pointers
- Made two starts at point guard at the Maui Invitational and finished the tournament with a scoring average of 10.7 ppg and played the second-most minutes on the team at 26.7 per contest
- In SEC play last year, he owned the best 3-point percentage (.459) among all league freshmen with at least 30 attempts
- His best offensive performance last season was a 23-point effort at Vanderbilt, which included four 3-pointers
- Was a high school teammate of 2015 National High School POY and 2016 NBA Lottery Pick (Boston Celtics) Jaylen Brown; the pair led Wheeler to a 30-2 record the 2015 Class AAAAAA state championship in 2015

2016-17 GAME-BY-GAME STATS

| OPPONENT | DATE | St | MIN | FG-FGA | PCT | 3FG-FGA | PCT | FT-FTA | PCT | OFF DEF TOT | PF | A | T/O | BLK | STL | PTS |
|----------------------|----------|----|-----|--------|-------|---------|-------|--------|-------|-------------|----|---|-----|-----|-----|-----|
| Slippery Rock (exh) | 11/3/16 | | 16 | 3-5 | .600 | 0-1 | .000 | 1-1 | 1.000 | 0 1 1 | 1 | 4 | 1 | 0 | 4 | 7 |
| Chattanooga | 11/11/16 | | 23 | 1-4 | .250 | 0-1 | .000 | 6-6 | 1.000 | 2 3 5 | 2 | 0 | 2 | 0 | 1 | 8 |
| Appalachian State | 11/15/16 | g | 25 | 4-5 | .800 | 2-2 | 1.000 | 1-2 | .500 | 2 2 4 | 3 | 2 | 2 | 1 | 1 | 11 |
| vs. Wisconsin | 11/21/16 | g | 29 | 5-9 | .556 | 3-4 | .750 | 3-3 | 1.000 | 0 2 2 | 1 | 1 | 2 | 0 | 1 | 16 |
| vs. Oregon | 11/22/16 | g | 24 | 0-5 | .000 | 0-1 | .000 | 4-4 | 1.000 | 1 3 4 | 4 | 1 | 2 | 0 | 2 | 4 |
| vs. Chaminade | 11/23/16 | g | 27 | 4-7 | .571 | 1-1 | 1.000 | 3-5 | .600 | 3 3 6 | 2 | 2 | 3 | 0 | 1 | 12 |
| Georgia Tech | 12/3/16 | g | 30 | 4-5 | .800 | 2-2 | 1.000 | 4-4 | 1.000 | 1 4 5 | 2 | 7 | 1 | 0 | 0 | 14 |
| Presbyterian | 12/6/16 | g | 21 | 2-3 | .667 | 1-1 | 1.000 | 2-2 | 1.000 | 0 3 3 | 0 | 4 | 0 | 0 | 1 | 7 |
| at North Carolina | 12/11/16 | g | 28 | 2-5 | .400 | 0-0 | - | 3-4 | .750 | 0 0 0 | 2 | 2 | 4 | 0 | 0 | 7 |
| Tennessee Tech | 12/13/16 | g | 29 | 2-5 | .400 | 1-1 | 1.000 | 4-5 | .800 | 0 2 2 | 1 | 5 | 2 | 0 | 2 | 9 |
| Lipscomb | 12/15/16 | g | 19 | 3-5 | .600 | 0-0 | - | 3-4 | .750 | 0 4 4 | 5 | 5 | 2 | 0 | 0 | 9 |
| vs. Gonzaga | 12/18/16 | g | 13 | 1-7 | .143 | 0-1 | .000 | 0-0 | - | 1 1 2 | 1 | 1 | 2 | 0 | 0 | 2 |
| at ETSU | 12/22/16 | | 16 | 2-2 | 1.000 | 2-2 | 1.000 | 1-4 | .250 | 1 1 2 | 2 | 0 | 3 | 0 | 0 | 7 |
| at Texas A&M | 12/29/16 | | 19 | 4-8 | .500 | 0-2 | .000 | 2-4 | .500 | 1 5 6 | 3 | 3 | 4 | 1 | 0 | 10 |
| Arkansas | 1/3/17 | | | | | | | | | | | | | | | |
| at Florida | 1/7/17 | | | | | | | | | | | | | | | |
| South Carolina | 1/11/17 | | | | | | | | | | | | | | | |
| at Vanderbilt | 1/14/17 | | | | | | | | | | | | | | | |
| at Ole Miss | 1/17/17 | | | | | | | | | | | | | | | |
| Mississippi State | 1/21/17 | | | | | | | | | | | | | | | |
| Kentucky | 1/24/17 | | | | | | | | | | | | | | | |
| Kansas State | 1/28/17 | | | | | | | | | | | | | | | |
| at Auburn | 1/31/17 | | | | | | | | | | | | | | | |
| at Mississippi State | 2/4/17 | | | | | | | | | | | | | | | |
| Ole Miss | 2/8/17 | | | | | | | | | | | | | | | |
| Georgia | 2/11/17 | | | | | | | | | | | | | | | |
| at Kentucky | 2/14/17 | | | | | | | | | | | | | | | |
| Missouri | 2/18/17 | | | | | | | | | | | | | | | |
| Vanderbilt | 2/22/17 | | | | | | | | | | | | | | | |
| at South Carolina | 2/25/17 | | | | | | | | | | | | | | | |
| at LSU | 3/1/17 | | | | | | | | | | | | | | | |

■ PRODUCTION TRACKER

| | Last Season | This Season | Career |
|-----------------------------------|-------------|-------------|--------|
| Scored 10+ Points | 7 | 5 | 12 |
| Scored 15+ Points | 3 | 1 | 4 |
| Scored 20+ Points | 1 | - | 1 |
| Led the Vols in Scoring | 1 | 2 | 3 |
| Made Multiple 3-Pointers | 5 | 4 | 9 |
| Made 3+ 3-Pointers | 2 | 1 | 3 |
| Led the Vols in 3-Pointers (Made) | 2 | 2 | 4 |
| Had 3+ Assists | 3 | 5 | 8 |
| Led the Vols in Assists | - | 5 | 5 |
| Had Multiple Steals | - | 2 | 2 |
| Led the Vols in Steals | 3 | 3 | 6 |
| Had a Positive Assist/TO Ratio | 8 | 4 | 12 |



CAREER STATS

| | GP-GS | Min | Avg | FG-A | Pct | 3FG-A | Pct | FT-A | Pct | Off-Def-Rebs | Avg | PF-FO | Ast | TO | Blk | Stl | Pts | Avg |
|--------------|--------------|------------|-------------|---------------|-------------|--------------|-------------|--------------|-------------|------------------|------------|--------------|-----------|-----------|----------|-----------|------------|------------|
| 2015-16 | 33-11 | 535 | 16.2 | 60-147 | .408 | 21-57 | .368 | 36-47 | .766 | 14-47-61 | 1.8 | 72-2 | 32 | 44 | 5 | 8 | 177 | 5.4 |
| 2016-17 | 13-10 | 303 | 23.3 | 34-70 | .486 | 12-18 | .667 | 36-47 | .766 | 12-33-45 | 3.5 | 28-1 | 33 | 29 | 2 | 9 | 116 | 8.9 |
| TOTAL | 46-21 | 838 | 18.2 | 94-217 | .433 | 33-75 | .440 | 72-94 | .766 | 26-80-106 | 2.3 | 100-3 | 65 | 73 | 7 | 17 | 293 | 6.4 |

5 ADMIRAL SCHOFIELD

SO Forward | 6-4 | 238 | Psychology
Zion, Ill. | Zion-Benton Township HS

SEASON/CAREER HIGHS

Points

Season 7 (2x), last vs. Gonzaga (11/18/16)
Career 22 at Auburn (1/2/16)

Rebounds

Season 4 (2x), last at Texas A&M (12/29/16)
Career 9 vs. Arkansas (2/27/16)

Assists

Season 2 (2x), last vs. Wisconsin (11/21/16)
Career 4 vs. Ole Miss (3/5/16)

Blocks

Season -
Career 2 vs. UNC Asheville (11/13/15)

Steals

Season 1 vs. Gonzaga (11/18/16)
Career 1 (13x), last vs. Gonzaga (11/18/16)

Minutes

Season 14 vs. Appalachian State (11/15/16)
Career 35 at Butler (12/12/15)

Field Goals Made

Season 3 vs. Wisconsin (11/21/16)
Career 9 at Auburn (1/2/16)

Field Goals Attempted

Season 6 vs. Appalachian State (11/15/16)
Career 19 at Auburn (1/2/16)

3-Pt. Field Goals Made

Season 1 (3x), last vs. Gonzaga (11/18/16)
Career 3 vs. Texas A&M (1/9/16)

3-Pt. Field Goals Attempted

Season 3 vs. Gonzaga (11/18/16)
Career 7 at Alabama (1/26/16)

Free Throws Made

Season 4 vs. Gonzaga (11/18/16)
Career 6 vs. Kentucky (2/2/16)

Free Throws Attempted

Season 4 vs. Gonzaga (11/18/16)
Career 6 vs. Kentucky (2/2/16)

@AdmiralElite15

- Averaging just 11.0 minutes per game this season
- Provided four points and four rebounds in just seven minutes at Texas A&M (12/29)
- Finished with seven points, but only had one rebound in 12 minutes of action against No. 8 Gonzaga (12/18)
- Scored four points in eight minutes off the bench in Tennessee's win over Tennessee Tech (12/13)
- Returned to action vs. Presbyterian (12/6) after missing three games due to a violation of team rules
- Came off the bench and scored five points against Appalachian State (11/15)
- Appeared in 32 games during his freshman season on Rocky Top, making 22 starts and averaging 7.6 points in 18.7 minutes per game
- Finished last season by scoring 10+ points in each of UT's final six games; averaged 7.6 ppg (8.5 in SEC play)
- Team's top returning rebounder (4.0 rpg), he started 22 games last year and shot 90 percent at the FT line
- His 11 drawn charges last season tied for the most on the team
- Attended the Athletes in Action "Captain's Academy" leadership camp and conference in Xenia, Ohio, this past summer
- Taught himself how to play the guitar by watching instructional videos on YouTube
- From a military family, he was born in London (same hospital as Princes William and Harry)

2016-17 GAME-BY-GAME STATS

| OPPONENT | DATE | St | MIN | FG-FGA | PCT | 3FG-FGA | PCT | FT-FTA | PCT | OFF DEF TOT | PF | A | T/O | BLK | STL | PTS |
|----------------------|----------|----|-----|--------|------|---------|-------|--------|-------|-------------|----|---|-----|-----|-----|-----|
| Slippery Rock (exh) | 11/3/16 | | 15 | 3-5 | .600 | 1-1 | 1.000 | 1-1 | 1.000 | 3 2 5 | 2 | 0 | 0 | 0 | 0 | 8 |
| Chattanooga | 11/11/16 | f | 13 | 0-3 | .000 | 0-2 | .000 | 0-0 | - | 0 3 3 | 2 | 0 | 2 | 0 | 0 | 0 |
| Appalachian State | 11/15/16 | | 14 | 2-6 | .333 | 0-0 | - | 1-1 | 1.000 | 1 1 2 | 2 | 2 | 0 | 0 | 0 | 5 |
| vs. Wisconsin | 11/21/16 | | 13 | 3-5 | .600 | 1-2 | .500 | 0-0 | - | 0 0 0 | 3 | 2 | 2 | 0 | 0 | 7 |
| vs. Oregon | 11/22/16 | | | | | | | | DNP | | | | | | | |
| vs. Chaminade | 11/23/16 | | | | | | | | DNP | | | | | | | |
| Georgia Tech | 12/3/16 | | | | | | | | DNP | | | | | | | |
| Presbyterian | 12/6/16 | | 12 | 1-3 | .333 | 1-2 | .500 | 2-2 | 1.000 | 2 1 3 | 0 | 0 | 1 | 0 | 0 | 5 |
| at North Carolina | 12/11/16 | | 13 | 0-1 | .000 | 0-1 | .000 | 0-0 | - | 0 1 1 | 0 | 1 | 1 | 0 | 0 | 0 |
| Tennessee Tech | 12/13/16 | | 8 | 1-3 | .333 | 0-1 | .000 | 2-2 | 1.000 | 2 2 4 | 1 | 0 | 1 | 0 | 0 | 4 |
| Lipscomb | 12/15/16 | | | | | | | | INJ | | | | | | | |
| vs. Gonzaga | 12/18/16 | | 12 | 1-5 | .200 | 1-3 | .333 | 4-4 | 1.000 | 1 0 1 | 2 | 0 | 0 | 0 | 1 | 7 |
| at ETSU | 12/22/16 | | 7 | 0-0 | - | 0-0 | - | 0-0 | - | 0 1 1 | 1 | 0 | 2 | 0 | 0 | 0 |
| at Texas A&M | 12/29/16 | | 7 | 2-3 | .667 | 0-0 | - | 0-0 | - | 1 3 4 | 4 | 0 | 0 | 0 | 0 | 4 |
| Arkansas | 1/3/17 | | | | | | | | | | | | | | | |
| at Florida | 1/7/17 | | | | | | | | | | | | | | | |
| South Carolina | 1/11/17 | | | | | | | | | | | | | | | |
| at Vanderbilt | 1/14/17 | | | | | | | | | | | | | | | |
| at Ole Miss | 1/17/17 | | | | | | | | | | | | | | | |
| Mississippi State | 1/21/17 | | | | | | | | | | | | | | | |
| Kentucky | 1/24/17 | | | | | | | | | | | | | | | |
| Kansas State | 1/28/17 | | | | | | | | | | | | | | | |
| at Auburn | 1/31/17 | | | | | | | | | | | | | | | |
| at Mississippi State | 2/4/17 | | | | | | | | | | | | | | | |
| Ole Miss | 2/8/17 | | | | | | | | | | | | | | | |
| Georgia | 2/11/17 | | | | | | | | | | | | | | | |
| at Kentucky | 2/14/17 | | | | | | | | | | | | | | | |
| Missouri | 2/18/17 | | | | | | | | | | | | | | | |
| Vanderbilt | 2/22/17 | | | | | | | | | | | | | | | |
| at South Carolina | 2/25/17 | | | | | | | | | | | | | | | |
| at LSU | 3/1/17 | | | | | | | | | | | | | | | |

■ PRODUCTION TRACKER

| | Last Season | This Season | Career |
|--------------------------|-------------|-------------|--------|
| Scored 10+ Points | 13 | - | 13 |
| Scored 15+ Points | 5 | - | 5 |
| Scored 20+ Points | 1 | - | 1 |
| Led the Vols in Scoring | - | - | - |
| Had 5+ Rebounds | 11 | - | 11 |
| Led the Vols in Rebounds | 3 | - | 3 |
| Had a Double-Double | - | - | - |
| Had Multiple Blocks | 1 | - | 1 |
| Led the Vols in Blocks | 2 | - | 2 |
| Made Multiple 3-Pointers | 6 | - | 6 |
| Had Multiple Dunks | - | - | - |
| Drew Multiple Charges | 1 | - | 1 |



CAREER STATS

| | GP-GS | Min | Avg | FG-A | Pct | 3FG-A | Pct | FT-A | Pct | Off-Def-Rebs | Avg | PF-FO | Ast | TO | Blk | Stl | Pts | Avg |
|--------------|--------------|------------|-------------|----------------|-------------|--------------|-------------|--------------|-------------|------------------|------------|--------------|-----------|-----------|-----------|-----------|------------|------------|
| 2015-16 | 32-22 | 598 | 18.7 | 92-207 | .444 | 25-83 | .301 | 35-39 | .897 | 43-86-129 | 4.0 | 88-2 | 29 | 22 | 10 | 12 | 244 | 7.6 |
| 2016-17 | 9-1 | 99 | 11.0 | 10-29 | .345 | 3-11 | .273 | 9-9 | 1.000 | 7-12-19 | 2.1 | 15-0 | 5 | 9 | 0 | 1 | 32 | 3.6 |
| TOTAL | 41-23 | 697 | 17.0 | 102-236 | .432 | 28-94 | .298 | 44-48 | .917 | 50-98-148 | 3.6 | 103-2 | 34 | 31 | 10 | 13 | 276 | 6.7 |

1 LAMONTÉ TURNER

RS-FR Guard | 6-0 | 187 | Communication Studies
Decatur, Ala. | IMG Academy (Fla.)

SEASON/CAREER HIGHS

Points

Season 24 vs. Presbyterian (12/6/16)
Career Same

Rebounds

Season 4 (2x), last at Texas A&M (12/29/16)
Career Same

Assists

Season 5 vs. Appalachian State (11/15/16)
Career Same

Blocks

Season 1 (2x), last at Texas A&M (12/29/16)
Career Same

Steals

Season 3 vs. Wisconsin (11/21/16)
Career Same

Minutes

Season 27 at ETSU (12/22/16)
Career Same

Field Goals Made

Season 8 vs. Presbyterian (12/6/16)
Career Same

Field Goals Attempted

Season 12 vs. Presbyterian (12/6/16)
Career Same

3-Pt. Field Goals Made

Season 7 vs. Presbyterian (12/6/16)
Career Same

3-Pt. Field Goals Attempted

Season 11 vs. Presbyterian (12/6/16)
Career Same

Free Throws Made

Season 8 (2x), last at Texas A&M (12/29/16)
Career Same

Free Throws Attempted

Season 8 (2x), last at Texas A&M (12/29/16)
Career Same

@LTurn1

- Was the Vols' top scorer with 14 points in Tennessee's SEC-opening win at Texas A&M (12/29); also tallied four rebounds, four assists, two steals and a block in the winning effort.
- Leads the Vols in made 3-pointers this season (21) and is hitting at a .375 clip (21-of-56)
- Also leads the team with 36 assists through 13 games (2.8 apg); owns a 1.71 assist-to-turnover ratio
- One of six Vols averaging more than 20.0 mpg through 13 games this season
- His seven made threes against Presbyterian (12/6) tied for the fifth-most in a game in UT history
- Made his first career start against No. 16 Wisconsin (11/21) at the Maui Invitational, finishing with five points, three steals and two assists in 23 minutes of action
- Scored in double digits in each of UT's first two games, dropping a season-best 15 against Appalachian State (11/15); posted five assists and a team-best efficiency score of +19 in the win
- Made his long-awaited collegiate debut in the Vols' opener vs. Chattanooga (11/11), coming off the bench to record 12 points, two rebounds and a steal
- Redshirted last season after being denied clearance through the NCAA Eligibility Center
- One of Tennessee's best ball-handlers, he is an extremely confident shooter

2016-17 GAME-BY-GAME STATS

| OPPONENT | DATE | St | MIN | FG-FGA | PCT | 3FG-FGA | PCT | FT-FTA | PCT | OFF DEF TOT | PF | A | T/O | BLK | STL | PTS |
|----------------------|----------|----|-----|--------|------|---------|-------|--------|-------|-------------|----|---|-----|-----|-----|-----|
| Slippery Rock (exh) | 11/3/16 | | 13 | 2-6 | .333 | 2-2 | 1.000 | 0-0 | - | 0 1 1 | 1 | 0 | 1 | 0 | 0 | 6 |
| Chattanooga | 11/11/16 | | 23 | 2-10 | .200 | 0-6 | .000 | 8-8 | 1.000 | 1 1 2 | 4 | 0 | 1 | 0 | 1 | 12 |
| Appalachian State | 11/15/16 | | 23 | 4-8 | .500 | 1-2 | .500 | 6-6 | 1.000 | 2 1 3 | 3 | 5 | 1 | 0 | 1 | 15 |
| vs. Wisconsin | 11/21/16 | g | 23 | 2-8 | .250 | 1-4 | .250 | 0-0 | - | 0 0 0 | 1 | 2 | 0 | 0 | 3 | 5 |
| vs. Oregon | 11/22/16 | | 23 | 2-6 | .333 | 1-5 | .200 | 0-0 | - | 0 0 2 | 3 | 1 | 1 | 0 | 1 | 5 |
| vs. Chaminade | 11/23/16 | | 20 | 1-4 | .250 | 0-1 | .000 | 2-3 | .667 | 0 2 2 | 4 | 4 | 1 | 0 | 0 | 4 |
| Georgia Tech | 12/3/16 | | 19 | 2-3 | .667 | 1-1 | 1.000 | 3-4 | .750 | 0 2 2 | 2 | 2 | 2 | 0 | 0 | 8 |
| Presbyterian | 12/6/16 | | 23 | 8-12 | .667 | 7-11 | .636 | 1-2 | .500 | 0 3 3 | 2 | 3 | 1 | 0 | 1 | 24 |
| at North Carolina | 12/11/16 | | 23 | 3-11 | .273 | 1-4 | .250 | 2-2 | 1.000 | 0 1 1 | 3 | 1 | 4 | 0 | 0 | 9 |
| Tennessee Tech | 12/13/16 | | 23 | 5-9 | .556 | 5-9 | .556 | 1-2 | .500 | 0 2 2 | 1 | 4 | 3 | 0 | 0 | 16 |
| Lipscomb | 12/15/16 | | 17 | 0-4 | .000 | 0-1 | .000 | 3-4 | .750 | 0 1 1 | 3 | 4 | 1 | 0 | 0 | 3 |
| vs. Gonzaga | 12/18/16 | | 21 | 2-10 | .200 | 2-5 | .400 | 2-2 | 1.000 | 0 4 4 | 2 | 4 | 2 | 0 | 0 | 8 |
| at ETSU | 12/22/16 | g | 27 | 1-7 | .143 | 0-2 | .000 | 2-3 | .667 | 2 1 3 | 1 | 2 | 2 | 1 | 0 | 4 |
| at Texas A&M | 12/29/16 | g | 22 | 2-6 | .333 | 2-5 | .400 | 8-8 | 1.000 | 0 4 4 | 4 | 4 | 2 | 1 | 2 | 14 |
| Arkansas | 1/3/17 | | | | | | | | | | | | | | | |
| at Florida | 1/7/17 | | | | | | | | | | | | | | | |
| South Carolina | 1/11/17 | | | | | | | | | | | | | | | |
| at Vanderbilt | 1/14/17 | | | | | | | | | | | | | | | |
| at Ole Miss | 1/17/17 | | | | | | | | | | | | | | | |
| Mississippi State | 1/21/17 | | | | | | | | | | | | | | | |
| Kentucky | 1/24/17 | | | | | | | | | | | | | | | |
| Kansas State | 1/28/17 | | | | | | | | | | | | | | | |
| at Auburn | 1/31/17 | | | | | | | | | | | | | | | |
| at Mississippi State | 2/4/17 | | | | | | | | | | | | | | | |
| Ole Miss | 2/8/17 | | | | | | | | | | | | | | | |
| Georgia | 2/11/17 | | | | | | | | | | | | | | | |
| at Kentucky | 2/14/17 | | | | | | | | | | | | | | | |
| Missouri | 2/18/17 | | | | | | | | | | | | | | | |
| Vanderbilt | 2/22/17 | | | | | | | | | | | | | | | |
| at South Carolina | 2/25/17 | | | | | | | | | | | | | | | |
| at LSU | 3/1/17 | | | | | | | | | | | | | | | |

■ PRODUCTION TRACKER

| | This Season |
|--------------------------------|-------------|
| Scored 10+ Points | 5 |
| Scored 15+ Points | 3 |
| Scored 20+ Points | 1 |
| Led the Vols in Scoring | 2 |
| Had 5+ Assists | 1 |
| Led the Vols in Assists | 4 |
| Had a Double-Double | - |
| Had Multiple Steals | 2 |
| Had 3+ Steals | 1 |
| Led the Vols in Steals | 2 |
| Made Multiple 3-Pointers | 4 |
| Had a Positive Assist/TO Ratio | 7 |



CAREER STATS

| | GP-GS | Min | Avg | FG-A | Pct | 3FG-A | Pct | FT-A | Pct | Off-Def-Rebs | Avg | PF-FO | Ast | TO | Blk | Stl | Pts | Avg |
|--------------|-------------|------------|-------------|--------------|-------------|--------------|-------------|--------------|-------------|----------------|------------|-------------|-----------|-----------|----------|----------|------------|------------|
| 2015-16 | | | | | | | | | | REDSHIRT | | | | | | | | |
| 2016-17 | 13-3 | 287 | 22.1 | 34-98 | .347 | 21-56 | .375 | 38-44 | .864 | 5-24-29 | 2.2 | 33-0 | 36 | 21 | 2 | 9 | 127 | 9.8 |
| TOTAL | 13-3 | 287 | 22.1 | 34-98 | .347 | 21-56 | .375 | 38-44 | .864 | 5-24-29 | 2.2 | 33-0 | 36 | 21 | 2 | 9 | 127 | 9.8 |

2 GRANT WILLIAMS

FR Forward | 6-5 | 234 | Business Administration
Charlotte, N.C. | Providence Day School

SEASON/CAREER HIGHS

Points

Season 30 vs. Lipscomb (12/15/16)
Career Same

Rebounds

Season 10 vs. Chattanooga (11/11/16)
Career Same

Assists

Season 2 (5x), last at ETSU (12/22/16)
Career Same

Blocks

Season 6 at Texas A&M (12/29/16)
Career Same

Steals

Season 2 (3x), last vs. Georgia Tech (12/3/16)
Career Same

Minutes

Season 31 at Texas A&M (12/29/16)
Career Same

Field Goals Made

Season 10 vs. Lipscomb (12/15/16)
Career Same

Field Goals Attempted

Season 12 vs. Lipscomb (12/15/16)
Career Same

3-Pt. Field Goals Made

Season 1 (3x), last vs. Gonzaga (12/18/16)
Career Same

3-Pt. Field Goals Attempted

Season 2 vs. Wisconsin (11/21/16)
Career Same

Free Throws Made

Season 10 vs. Lipscomb (12/15/16)
Career Same

Free Throws Attempted

Season 13 vs. Lipscomb (12/15/16)
Career Same

@GrantWillPds

- Tennessee's leading rebounder (5.5 rpg) and shot-blocker (2.1 bpg, fifth in the SEC)
- Tied a school-record with six blocks in the SEC-opening win at Texas A&M (12/29) and also added 12 points and five rebounds; his defense in the post was key to neutralizing Aggies' center Tyler Davis, who scored just six points
- Had a solid defensive outing at ETSU, as he blocked four shots (all of which came in the second half)
- Became Tennessee's first true freshman to post a 30-point game since Chris Lofton in 2005 when he dropped 30 points on 10-of-12 shooting against Lipscomb (12/15)
- Nice outing in his homecoming at North Carolina (12/11): 8 points, a team-high 6 boards and a career-best 4 blocks
- Poured in 14 points and pulled in six rebounds in just 20 minutes of action against Georgia Tech (12/3)
- Had an impressive showing in his collegiate debut, logging eight points, two blocks and a team-high 10 rebounds in the season-opener vs. Chattanooga (11/11)
- Has dropped around 20 pounds since enrolling in July and has dramatically reshaped his physique under the tutelage of strength and conditioning coach Garrett Medenwald
- A stellar academic performer, he chose UT over multiple Ivy League school, including Harvard and Yale
- His mother, Teresa Johnson, is an engineer for NASA in Houston, Texas
- Shortly after the conclusion of his senior hoops season, he performed a role in Providence Day's production of the

2016-17 GAME-BY-GAME STATS

| OPPONENT | DATE | St | MIN | FG-FGA | PCT | 3FG-FGA | PCT | FT-FTA | PCT | OFF DEF TOT | PF | A | T/O | BLK | STL | PTS |
|----------------------|----------|----|-----|--------|-------|---------|-------|--------|-------|-------------|----|---|-----|-----|-----|-----|
| Slippery Rock (exh) | 11/3/16 | | 15 | 2-4 | .500 | 1-1 | 1.000 | 2-4 | .500 | 2 1 3 | 1 | 4 | 1 | 4 | 1 | 7 |
| Chattanooga | 11/11/16 | | 23 | 2-5 | .400 | 0-0 | - | 4-6 | .667 | 6 4 10 | 4 | 1 | 4 | 2 | 0 | 8 |
| Appalachian State | 11/15/16 | | 21 | 5-8 | .625 | 1-1 | 1.000 | 2-4 | .500 | 1 0 1 | 2 | 2 | 1 | 2 | 1 | 13 |
| vs. Wisconsin | 11/21/16 | | 23 | 3-7 | .429 | 1-2 | .500 | 0-0 | - | 1 2 3 | 3 | 1 | 0 | 0 | 0 | 6 |
| vs. Oregon | 11/22/16 | f | 19 | 1-3 | .333 | 0-0 | - | 1-2 | .500 | 1 2 3 | 4 | 1 | 4 | 0 | 2 | 3 |
| vs. Chaminade | 11/23/16 | f | 19 | 4-7 | .571 | 0-1 | .000 | 2-2 | 1.000 | 2 2 4 | 2 | 2 | 0 | 3 | 2 | 10 |
| Georgia Tech | 12/3/16 | f | 20 | 6-11 | .545 | 0-1 | .000 | 2-2 | 1.000 | 4 2 6 | 2 | 1 | 6 | 0 | 2 | 14 |
| Presbyterian | 12/6/16 | f | 25 | 3-6 | .500 | 0-0 | - | 3-5 | .600 | 3 5 8 | 2 | 2 | 1 | 1 | 0 | 9 |
| at North Carolina | 12/11/16 | f | 23 | 3-6 | .500 | 0-1 | .000 | 1-2 | .500 | 0 6 6 | 5 | 2 | 3 | 4 | 0 | 8 |
| Tennessee Tech | 12/13/16 | f | 20 | 3-3 | 1.000 | 0-0 | - | 1-2 | .500 | 0 3 3 | 2 | 1 | 3 | 3 | 0 | 7 |
| Lipscomb | 12/15/16 | f | 29 | 10-12 | .833 | 0-0 | - | 10-13 | .769 | 3 3 6 | 1 | 0 | 3 | 2 | 1 | 30 |
| vs. Gonzaga | 12/18/16 | f | 15 | 2-4 | .500 | 1-1 | 1.000 | 6-10 | .600 | 6 1 7 | 4 | 0 | 1 | 0 | 1 | 11 |
| at ETSU | 12/22/16 | f | 27 | 2-6 | .333 | 0-2 | .000 | 2-4 | .500 | 2 7 9 | 2 | 2 | 1 | 4 | 1 | 6 |
| at Texas A&M | 12/29/16 | f | 31 | 4-7 | .571 | 0-1 | .000 | 4-5 | .800 | 2 3 5 | 2 | 0 | 0 | 6 | 1 | 12 |
| Arkansas | 1/3/17 | | | | | | | | | | | | | | | |
| at Florida | 1/7/17 | | | | | | | | | | | | | | | |
| South Carolina | 1/11/17 | | | | | | | | | | | | | | | |
| at Vanderbilt | 1/14/17 | | | | | | | | | | | | | | | |
| at Ole Miss | 1/17/17 | | | | | | | | | | | | | | | |
| Mississippi State | 1/21/17 | | | | | | | | | | | | | | | |
| Kentucky | 1/24/17 | | | | | | | | | | | | | | | |
| Kansas State | 1/28/17 | | | | | | | | | | | | | | | |
| at Auburn | 1/31/17 | | | | | | | | | | | | | | | |
| at Mississippi State | 2/4/17 | | | | | | | | | | | | | | | |
| Ole Miss | 2/8/17 | | | | | | | | | | | | | | | |
| Georgia | 2/11/17 | | | | | | | | | | | | | | | |
| at Kentucky | 2/14/17 | | | | | | | | | | | | | | | |
| Missouri | 2/18/17 | | | | | | | | | | | | | | | |
| Vanderbilt | 2/22/17 | | | | | | | | | | | | | | | |
| at South Carolina | 2/25/17 | | | | | | | | | | | | | | | |
| at LSU | 3/1/17 | | | | | | | | | | | | | | | |

■ PRODUCTION TRACKER

| | This Season |
|--------------------------|-------------|
| Scored 5+ Points | 12 |
| Scored 10+ Points | 6 |
| Led the Vols in Scoring | 2 |
| Had 5+ Rebounds | 8 |
| Had 10+ Rebounds | 1 |
| Led the Vols in Rebounds | 5 |
| Had Multiple Assists | 5 |
| Had Multiple Steals | 3 |
| Had Multiple Blocks | 8 |
| Led the Vols in Blocks | 7 |
| Had Multiple Dunks | - |
| Drew Multiple Charges | - |



CAREER STATS

| | GP-GS | Min | Avg | FG-A | Pct | 3FG-A | Pct | FT-A | Pct | Off-Def-Rebs | Avg | PF-FO | Ast | TO | Blk | Stl | Pts | Avg |
|--------------|--------------|------------|-------------|--------------|-------------|-------------|-------------|--------------|-------------|-----------------|------------|-------------|-----------|-----------|-----------|-----------|------------|-------------|
| 2016-17 | 13-10 | 295 | 22.7 | 48-85 | .565 | 2-10 | .200 | 38-57 | .667 | 31-40-71 | 5.5 | 35-1 | 15 | 27 | 27 | 11 | 136 | 10.5 |
| TOTAL | 13-10 | 295 | 22.7 | 48-85 | .565 | 2-10 | .200 | 38-57 | .667 | 31-40-71 | 5.5 | 35-1 | 15 | 27 | 27 | 11 | 136 | 10.5 |

32 BRAD WOODSON

SO Guard | 6-0 | 178 | Kinesiology
Murfreesboro, Tenn. | Riverdale HS

SEASON/CAREER HIGHS

Points

Season 5 vs. Presbyterian (12/6/16)
Career Same

Rebounds

Season -
Career 3 at South Carolina (2/24/16)

Assists

Season -
Career 1 (3x), last vs. Auburn (3/9/16)

Blocks

Season -
Career -

Steals

Season 1 vs. Presbyterian (12/6/16)
Career 1 (2x), last vs. Presbyterian (12/6/16)

Minutes

Season 4 vs. Presbyterian (12/6/16)
Career 18 at South Carolina (2/24/16)

Field Goals Made

Season 1 vs. Presbyterian (12/6/16)
Career 1 (2x), last vs. Presbyterian (12/6/16)

Field Goals Attempted

Season 3 vs. Presbyterian (12/6/16)
Career 5 at South Carolina (2/24/16)

3-Pt. Field Goals Made

Season 1 vs. Presbyterian (12/6/16)
Career 1 (2x), last vs. Presbyterian (12/6/16)

3-Pt. Field Goals Attempted

Season 2 vs. Presbyterian (12/6/16)
Career 5 at South Carolina (2/24/16)

Free Throws Made

Season 2 vs. Presbyterian (12/6/16)
Career 2 (2x), last vs. Presbyterian (12/6/16)

Free Throws Attempted


Season 2 vs. Presbyterian (12/6/16)
Career 2 (2x), last vs. Presbyterian (12/6/16)

@Bwoodson_32

- Made his regular-season debut vs. Presbyterian (12/6), scoring five points in just four minutes of action
- Pulled down a rebound and dished out one assist in UT's exhibition win over Slippery Rock (11/3).
- Is like an extension of the coaching staff among the players, as he boasts an outstanding basketball IQ.
- Appeared in 10 games last season, logging a season-high 18 minutes at South Carolina.
- Was named to the 2015-16 First-Year SEC Academic Honor Roll.
- Was a 1,000-point scorer at Riverdale High School, where his father, Kevin, was the varsity head coach.
- Earned first-team *Murfreesboro Daily News Journal* All-Area Team honors as a high school senior in 2015 after averaging 15.8 points per game.
- Also played third base for Riverdale's varsity baseball team, which won district, region and substate championships when he was a junior in 2014 (32 total wins).
- Had perfect attendance from kindergarten through high school.
- Volunteers as a middle school mentor and Sunday school teacher at his church in Knoxville.

2016-17 GAME-BY-GAME STATS

| OPPONENT | DATE | St | MIN | FG-FGA | PCT | 3FG-FGA | PCT | FT-FTA | PCT | OFF DEF TOT | PF | A | T/O | BLK | STL | PTS |
|----------------------|----------|----|-----|--------|------|---------|------|--------|-------|-------------|----|---|-----|-----|-----|-----|
| Slippery Rock (exh) | 11/3/16 | | 3 | 0-1 | .000 | 0-1 | .000 | 0-0 | - | 0 1 1 | 0 | 1 | 0 | 0 | 0 | 0 |
| Chattanooga | 11/11/16 | | | | | | | DNP | | | | | | | | |
| Appalachian State | 11/15/16 | | | | | | | DNP | | | | | | | | |
| vs. Wisconsin | 11/21/16 | | | | | | | DNP | | | | | | | | |
| vs. Oregon | 11/22/16 | | | | | | | DNP | | | | | | | | |
| vs. Chaminade | 11/23/16 | | | | | | | DNP | | | | | | | | |
| Georgia Tech | 12/3/16 | | | | | | | DNP | | | | | | | | |
| Presbyterian | 12/6/16 | 4 | 1-3 | .333 | 1-2 | .500 | 2-2 | 1.000 | 0 0 0 | 0 0 0 | 0 | 0 | 0 | 0 | 1 | 5 |
| at North Carolina | 12/11/16 | | | | | | | DNP | | | | | | | | |
| Tennessee Tech | 12/13/16 | | | | | | | DNP | | | | | | | | |
| Lipscomb | 12/15/16 | | | | | | | DNP | | | | | | | | |
| vs. Gonzaga | 12/18/16 | | | | | | | DNP | | | | | | | | |
| at ETSU | 12/22/16 | | | | | | | DNP | | | | | | | | |
| at Texas A&M | 12/29/16 | | | | | | | DNP | | | | | | | | |
| Arkansas | 1/3/17 | | | | | | | | | | | | | | | |
| at Florida | 1/7/17 | | | | | | | | | | | | | | | |
| South Carolina | 1/11/17 | | | | | | | | | | | | | | | |
| at Vanderbilt | 1/14/17 | | | | | | | | | | | | | | | |
| at Ole Miss | 1/17/17 | | | | | | | | | | | | | | | |
| Mississippi State | 1/21/17 | | | | | | | | | | | | | | | |
| Kentucky | 1/24/17 | | | | | | | | | | | | | | | |
| Kansas State | 1/28/17 | | | | | | | | | | | | | | | |
| at Auburn | 1/31/17 | | | | | | | | | | | | | | | |
| at Mississippi State | 2/4/17 | | | | | | | | | | | | | | | |
| Ole Miss | 2/8/17 | | | | | | | | | | | | | | | |
| Georgia | 2/11/17 | | | | | | | | | | | | | | | |
| at Kentucky | 2/14/17 | | | | | | | | | | | | | | | |
| Missouri | 2/18/17 | | | | | | | | | | | | | | | |
| Vanderbilt | 2/22/17 | | | | | | | | | | | | | | | |
| at South Carolina | 2/25/17 | | | | | | | | | | | | | | | |
| at LSU | 3/1/17 | | | | | | | | | | | | | | | |



CAREER STATS

| | GP-GS | Min | Avg | FG-A | Pct | 3FG-A | Pct | FT-A | Pct | Off-Def-Rebs | Avg | PF-FO | Ast | TO | Blk | Stl | Pts | Avg |
|--------------|-------------|-----------|------------|-------------|-------------|-------------|-------------|------------|--------------|--------------|------------|------------|----------|----------|----------|----------|-----------|------------|
| 2015-16 | 10-0 | 63 | 6.3 | 2-14 | .143 | 1-9 | .111 | 2-2 | 1.000 | 3-5-8 | 0.8 | 6-0 | 3 | 2 | 0 | 1 | 7 | 0.7 |
| 2016-17 | 1-0 | 4 | 4.0 | 1-3 | .333 | 1-2 | .500 | 2-2 | 1.000 | 0-0-0 | 0.0 | 0-0 | 0 | 0 | 0 | 1 | 5 | 5.0 |
| TOTAL | 11-0 | 67 | 6.1 | 3-17 | .176 | 2-11 | .182 | 4-4 | 1.000 | 3-5-8 | 0.7 | 6-0 | 3 | 2 | 0 | 2 | 12 | 1.1 |

► THE LAST TIME

LAST TIME A TENNESSEE PLAYER...

Scored 40 Points: 43 by Allan Houston vs. LSU (2/10/90)
Scored 35 Points: 36 by Kevin Punter Jr. vs. South Carolina (1/23/16)

Scored 30 Points: 30 by Grant Williams vs. Lipscomb (12/15/16)

Scored 25 Points: 25 by Detrick Mostella at ETSU (12/22/16)

Scored 30 Or More Points In Back-To-Back Games:
 Chris Lofton with 34 vs. Memphis (12/6/06) and 32 vs. Western Kentucky (12/16/06)

Scored 25 or More Points in Back-To-Back Games:
 Kevin Punter Jr. with 26 vs. Vanderbilt (1/20/16) and 36 vs. South Carolina (1/23/16)

Scored 20 or More Points in Five Consecutive Games:
 Seven Games: Kevin Punter Jr. with 24 vs. Gardner-Webb (11/22/15), 26 vs. Army West Point (11/24/15), 24 vs. George Washington (12/27/15), 23 vs. Nebraska (11/28/15), 27 at Butler (12/12/15), 24 vs. Florida Atlantic (12/16/15) and 23 vs. Gonzaga (12/19/15)

Grabbed 20 Rebounds: 20 by Jeronne Maymon vs. Memphis (11/22/11)

Grabbed 15 Rebounds: 18 by Jarnell Stokes vs. Mercer (3/23/14)

Grabbed 10 Offensive Rebounds: 10 by Jeronne Maymon vs. NC State (12/18/13)

Made 15 Field Goals: 15 (15-19) by Dyrone Nix vs. Tennessee Tech (11/25/88)

Made 10 Field Goals: 10 (10-12) by Robert Hubbs III vs. Lipscomb (12/15/16)

Attempted 25 Field Goals: 27 (14-27) by Allan Houston vs. LSU (2/10/90)

Attempted 20 Field Goals: 20 (9-20) by Kevin Punter Jr. vs. Vanderbilt (1/20/16)

Made 8 3-pointers: 8 (8-11) by Jordan McRae at Georgia (3/2/13)

Made 7 3-pointers: 7 (7-11) by Lamonté Turner vs. Presbyterian (12/6/16)

Made 6 3-pointers: 7 (7-11) by Lamonté Turner vs. Presbyterian (12/6/16)

Attempted 15 3-pointers: 15 (6-15) by Chris Lofton at Vanderbilt (2/26/08)

Attempted 10 3-pointers: 10 (3-10) by Detrick Mostella vs. Gonzaga (12/18/16)

Made 15 Free Throws: 16 (16-17) by Jeronne Maymon vs. Memphis (11/22/11)

Made 10 Free Throws: 10 (10-13) by Grant Williams vs. Lipscomb (12/15/16)

Attempted 20 Free Throws: 23 (22-23) by Bill Justus vs. Ohio (3/17/69)

Attempted 15 Free Throws: 15 (14-15) by Kevin Punter Jr. vs. South Carolina (1/23/16)

Had 15 Assists: 15 by Fred Jenkins vs. Georgia (2/28/87)

Had 10 Assists: 11 by Trae Golden vs. ULM (11/16/11)

Had 6 Steals: 6 by Josh Richardson vs. Butler (12/14/14)

Had 5 Steals: 5 by Devon Baulkman vs. Vanderbilt (3/10/16)

Had 5 Blocks: 6 by Grant Williams at Texas A&M (12/29/16)

Played Every Minute Of A Game: 40 minutes by Kevin Punter Jr. at Mississippi State (1/16/16)

Converted A 4-Point Play: Detrick Mostella vs. Kansas (11/28/14)

Hit A Shot At The Buzzer To Send A Game To Overtime:
 Robert Hubbs III hit a driving layup as time expired to tie the game 67-67. Tennessee won 76-73 in overtime at Vanderbilt (2/11/15).

Hit A Shot In The Closing Seconds To Send A Game To Overtime: Jordan McRae made a contested 3-pointer at Texas A&M with 7.9 seconds left in regulation, tying the game at 69. Tennessee went on to win, 93-85, in four overtimes (2/23/13)

Hit A Shot At The Buzzer To Win A Game: Brian Williams grabbed an offensive rebound off a Tobias Harris missed 3-pointer and sank a four-footer just off the right block at the buzzer to give Tennessee a 59-57 win at Georgia (1/18/11)

Hit A Closing-Seconds Shot To Win A Game: Scotty Hopson sank a game-winning field goal with his foot on the 3-point line in UT's 61-60 victory over Florida (1/31/10)

Scored 20 or more points in a first half: Jordan McRae (20) vs. South Carolina (2/8/14)

Scored 20 or more points in a second half: Robert Hubbs III (22 of his 28) vs. Chaminade (11/23/16)

Had A Triple-Double: Tyler Smith (12 points, 10 rebounds, 10 assists) vs. UNC Asheville (12/3/08)
The only triple-double in Tennessee basketball history

LAST TIME TENNESSEE...

Scored 110 Points: 124 vs. UNC Asheville (11/17/09)

Scored 105 Points: 105 vs. East Carolina (11/20/09)

Scored 100 Points: 103 vs. Appalachian State (11/15/16)

Allowed 100 Points: 105 vs. Texas (12/23/06, OT)

Scored 60 Points in a Half: 62 (2nd half) vs. East Carolina (11/20/09)

Did Not Score 20+ Points in a Half: 17 (2nd half) vs. Kentucky (2/17/15)

Grabbed 55 Rebounds: 58 vs. UT Martin (11/18/08)

Grabbed 50 Rebounds: 52 vs. Gardner-Webb (11/22/15)

Made 40 Field Goals: 40 (40-70) vs. East Carolina (11/20/09)

Attempted 90 Field Goals: 91 (38-91) vs. LSU (2/10/90)

Attempted 80 Field Goals: 80 (30-80) vs. College of Charleston (12/31/10)

Attempted 70 Field Goals: 76 (25-76) vs. Vanderbilt (1/20/16)

Made 15 3-pointers: 16 (16-33) vs. Presbyterian (12/6/16)

Made 10 3-pointers: 16 (16-33) vs. Presbyterian (12/6/16)

Attempted 35 3-pointers: 39 (13-39) vs. Chattanooga (1/2/12)

Attempted 30 3-pointers: 33 (16-33) vs. Presbyterian (12/6/16)

Made 45 Free Throws: 45 (45-60) vs. George Washington (12/28/00)

Made 40 Free Throws: 45 (45-60) vs. George Washington (12/28/00)

Attempted 55 Free Throws: 60 (45-60) vs. George Washington (12/28/00)

Had 30 Assists: 30 vs. Tusculum (1/4/14)

Had 25 Assists: 26 vs. Appalachian State (11/15/16)

Had 20 Steals: 21 vs. North Carolina A&T (12/23/09)

Had 15 Steals: 15 at Vanderbilt (2/22/11)

Had 12 Blocks: 14 vs. Virginia (12/19/00)

Never trailed in a game: vs. Tennessee Tech (12/13/16)

Faced a 25-Point Deficit: Trailed 49-74 in second half at Vanderbilt (3/1/16); lost 69-86

Faced a 20-Point Deficit: Trailed 6-27 in first half vs. Gonzaga (12/18/16); lost 76-86

Faced a 15-Point Deficit: Trailed 6-27 in first half vs. Gonzaga (12/18/16); lost 76-86

Overcame a 20-Point Deficit To Win: Trailed 13-34 in first half, won 84-77 vs. Kentucky (2/2/16)

Overcame a 15-Point Deficit To Win: Trailed 58-43 in first half vs. Lipscomb (12/15/16); won 92-77

Overcame a 10-Point Deficit To Win: Trailed 58-43 in first half vs. Lipscomb (12/15/16); won 92-77

Overcame a 15-Point Halftime Deficit To Win: Trailed 35-50 at halftime, won 111-105 in overtime vs. Texas (12/23/06)

Overcame a 10-Point Halftime Deficit To Win: Trailed 24-35 at halftime, won 74-69 in overtime at LSU (2/29/12)

Did Not Make A 3-Pointer: 0 (0-8) vs. Duke (11/21/11)
Active 3-point streak: 180 games

Played a Half Without a Committing a Turnover: Second half vs. George Washington (11/27/15)

Had Six Players Score In Double Figures in Same Game:
 Robert Hubbs III (16), Lamonté Turner (15), Jordan Bowden (14), Kyle Alexander (13), Grant Williams (13), Shembari Phillips (11) vs. Appalachian State (11/15/16)

Had Seven Players Score In Double Figures in Same Game: Vincent Yarbrough (18), Charles Hathaway (12), Harris Walker (12), Marcus Haislip (12), Isiah Victor (11), Tony Harris (11), Terrence Woods (11) vs. East Tennessee State (11/19/00)

Had Two Players Record Double-Doubles in Same Game:
 Jeronne Maymon (11 pts, 11 rebs) and Jarnell Stokes (26 pts, 14 rebs) vs. UMass (3/21/14)

Tennessee Did Not Have A Player Score in Double Figures: at Georgetown (11/30/12)

Opponent Did Not Have A Player Score in Double Figures: vs. South Carolina (3/14/14)

Had Three Players Score 20+ Points in Same Game:
 Jordan McRae (21), Josh Richardson (20) and Jarnell Stokes (20) vs. Virginia (12/30/13)

Had Two Players Score 25+ Points in Same Game: Armani Moore (29) and Kevin Punter Jr. (26) vs. Army West Point (11/24/15)

Tennessee Player Made SportCenter's Top 10 Plays: Jordan Bowden vs. Tennessee Tech (12/13/16). Alley-oop from Lamonté Turner on in-bounds play; No. 3 play

Tennessee Player was Called for a Technical Foul: Armani Moore and Admiral Schofield vs. Auburn (2/9/16)

Tennessee Player was Ejected: Yemi Makanjuola (type-2 flagrant foul) at Vanderbilt (1/24/12)

Tennessee Head Coach was Called for a Technical Foul:
 Bruce Pearl vs. Florida (3/11/11)
Games elapsed since: 184

Tennessee Head Coach was Ejected: Bruce Pearl vs. College of Charleston (12/31/10)

Opposing Player was Ejected: Trayvon Reed of Auburn (technical foul and a type-1 flagrant foul, 1/31/15)

Opposing Head Coach was Ejected: Mark Fox of Georgia (2/4/12)

► RESULTS

| Record: | Overall | Home | Away | Neutral |
|----------------|---------|------|------|---------|
| All Games | 8-5 | 5-1 | 2-1 | 1-3 |
| Conference | 1-0 | 0-0 | 1-0 | 0-0 |
| Non-Conference | 7-5 | 5-1 | 1-1 | 1-3 |

| Date | Time | Opponent | Score | Attendance | High Points | High Rebounds | High Assists |
|------------|-----------|-------------------------------------|-------------|------------|---|--|--|
| Nov. 11 | 7 p.m. | Chattanooga (SEC Network+) | L, 82-69 | 14,483 | 21 Jordan Bone | 10 Grant Williams | 2 Robert Hubbs III |
| Nov. 15 | 7 p.m. | Appalachian St. (SEC Network) | W, 103-94 | 11,758 | 16 Robert Hubbs III | 7 Kyle Alexander | 8 Jordan Bone |
| Nov. 21 | 2:30 p.m. | 1-vs. Wisconsin (ESPN2) | L, 74-62 | 2,400 | 16 Shembari Phillips | 6 Kyle Alexander | 2 Admiral Schofield 2 Lamonté Turner |
| Nov. 22 | 1:30 p.m. | 1-#13 Oregon (ESPN2) | L, 69-65 OT | 2,400 | 22 Detrick Mostella | 10 John Fulkerson | 2 John Fulkerson 2 Kwe Parker |
| Nov. 23 | 2:15 p.m. | 1-vs. Chaminade (ESPNU) | W, 95-81 | 2,400 | 28 Robert Hubbs III | 8 John Fulkerson | 4 Lamonté Turner |
| Dec. 3 | 1 p.m. | Georgia Tech (SEC Network+) | W, 81-58 | 12,634 | 14 Shembari Phillips 14 Grant Williams | 8 John Fulkerson | 7 Shembari Phillips |
| Dec. 6 | 7 p.m. | Presbyterian (SEC Network+) | W, 90-50 | 11,547 | 24 Lamonté Turner | 8 Grant Williams | 4 Shembari Phillips |
| Dec. 11 | 5 p.m. | at #7 North Carolina (ESPN) | L, 73-71 | 18,745 | 21 Robert Hubbs III | 6 Robert Hubbs III 6 Grant Williams | 2 Jordan Bowden 2 Shembari Phillips 2 Grant Williams |
| Dec. 13 | 7 p.m. | Tennessee Tech (SEC Network) | W, 74-68 | 11,524 | 25 Robert Hubbs III | 7 Robert Hubbs III | 5 Shembari Phillips |
| Dec. 15 | 7 p.m. | Lipscomb (SEC Network +) | W, 92-77 | 11,893 | 30 Grant Williams | 10 Robert Hubbs III | 5 Shembari Phillips |
| Dec. 18 | 4 p.m. | 2-vs. #8 Gonzaga (ESPN2) | L, 86-76 | 13,784 | 17 Detrick Mostella | 7 Grant Williams | 4 Kwe Parker 4 Lamonté Turner |
| Dec. 22 | 7 p.m. | at ETSU (My VLT/ESPN3) | W, 72-68 | 6,149 | 25 Detrick Mostella | 9 Grant Williams | 4 Kwe Parker |
| Dec. 29 | 7 p.m. | at Texas A&M* (SEC Network) | W, 73-63 | 9,199 | 14 Lamonté Turner | 6 Shembari Phillips | 4 Detrick Mostella 4 Lamonté Turner |
| Jan. 3 | 6:30 p.m. | Arkansas* (SEC Network) | | | | | |
| Jan. 7 | 5:15 p.m. | at Florida* (ESPN2) | | | | | |
| Jan. 11 | 6:30 p.m. | South Carolina* (SEC Network) | | | | | |
| Jan. 14 | 8:30 p.m. | at Vanderbilt* (SEC Network) | | | | | |
| Jan. 17 | 9 p.m. | at Ole Miss* (SEC Network) | | | | | |
| Jan. 21 | 6 p.m. | Mississippi State* (SEC Network) | | | | | |
| Jan. 24 | 9 p.m. | Kentucky* (ESPN) | | | | | |
| Jan. 28 | 2 p.m. | 3-Kansas State (ESPN2) | | | | | |
| Jan. 31 | 9 p.m. | at Auburn* (SEC Network) | | | | | |
| Feb. 4 | 3:30 p.m. | at Mississippi State* (SEC Network) | | | | | |
| Feb. 8 | 6:30 p.m. | Ole Miss* (SEC Network) | | | | | |
| Feb. 11 | 4 p.m. | Georgia* (ESPNU) | | | | | |
| Feb. 14 | 7 p.m. | at Kentucky* (ESPN) | | | | | |
| Feb. 18 | 1 p.m. | Missouri* (SEC Network) | | | | | |
| Feb. 22 | 6:30 p.m. | Vanderbilt* (SEC Network) | | | | | |
| Feb. 25 | 1 p.m. | at South Carolina* (SEC Network) | | | | | |
| March 1 | 7 p.m. | at LSU* (SEC Network) | | | | | |
| March 4 | 1 p.m. | Alabama* (SEC Network) | | | | | |
| March 8-12 | | 4-vs. TBD (SEC Network) | | | | | |

1-Maui Jim Maui Invitational (Lahaina Civic Center; Lahaina, Maui)

2-Battle on Broadway (Bridgestone Arena; Nashville, Tenn.)

3-SEC/Big 12 Challenge presented by Sonic

4-SEC Tournament (Bridgestone Arena; Nashville, Tenn.)

* Southeastern Conference Game

Rankings listed are Associated Press

All Times Eastern

► TEAM GAME-BY-GAME STATS

| | Date | Result | FG-A | Pct | 3FG-A | Pct | FT-A | Pct | Rebounds O-D-Total | PF | Pts | A | TO | Blk | Stl | Min | Pts. at Half |
|----------------------|------------|-------------|-------|------|-------|------|-------|-------|-----------------------|----|-----|----|----|-----|-----|-----|-----------------|
| Chattanooga | | | 27-58 | .466 | 5-18 | .278 | 23-33 | .697 | 12-24-36 | 26 | 82 | 12 | 14 | 3 | 9 | 200 | 34 |
| at Tennessee | Nov. 11 | L, 82-669 | 19-58 | .328 | 1-16 | .063 | 30-40 | .750 | 19-23-42 | 24 | 69 | 4 | 18 | 7 | 3 | 200 | 29 |
| Appalachian State | | | 30-65 | .462 | 10-26 | .385 | 24-37 | .649 | 17-22-39 | 27 | 94 | 14 | 18 | 1 | 4 | 200 | 38 |
| at Tennessee | Nov. 15 | W, 103-94 | 35-63 | .556 | 8-19 | .421 | 25-34 | .735 | 10-23-33 | 29 | 103 | 26 | 12 | 5 | 7 | 200 | 50 |
| vs. #16 Wisconsin | | | 25-62 | .403 | 7-19 | .368 | 13-19 | .684 | 8-28-36 | 12 | 74 | 16 | 18 | 5 | 7 | 200 | 40 |
| Tennessee | Nov. 21 | L, 74-62 | 27-48 | .563 | 6-19 | .316 | 6-6 | 1.000 | 9-16-25 | 17 | 662 | 10 | 10 | 2 | 7 | 200 | 32 |
| vs. #13 Oregon | | | 18-53 | .340 | 5-17 | .294 | 28-38 | .737 | 11-26-37 | 19 | 69 | 9 | 21 | 8 | 9 | 225 | 32 |
| Tennessee | Nov. 22 | L, 69-65 OT | 21-56 | .375 | 5-22 | .227 | 18-24 | .750 | 12-30-42 | 29 | 65 | 9 | 25 | 6 | 11 | 225 | 32 |
| vs. Chaminade | | | 28-61 | .459 | 9-25 | .360 | 16-21 | .762 | 13-22-35 | 18 | 81 | 11 | 18 | 1 | 6 | 200 | 40 |
| Tennessee | Nov. 23 | W, 95-81 | 36-69 | .522 | 7-17 | .412 | 16-20 | .800 | 13-23-36 | 19 | 95 | 16 | 12 | 7 | 13 | 200 | 51 |
| Georgia Tech | | | 18-55 | .327 | 6-13 | .462 | 16-20 | .800 | 15-16-31 | 22 | 58 | 12 | 19 | 2 | 9 | 200 | 25 |
| at Tennessee | Dec. 3 | W, 81-58 | 28-53 | .528 | 6-11 | .545 | 19-24 | .792 | 12-25-37 | 23 | 81 | 18 | 16 | 1 | 8 | 200 | 42 |
| Presbyterian | | | 18-50 | .360 | 7-18 | .389 | 7-9 | .778 | 10-24-34 | 17 | 50 | 11 | 22 | 1 | 4 | 200 | 28 |
| at Tennessee | Dec. 6 | W, 90-50 | 29-64 | .453 | 16-33 | .485 | 16-19 | .842 | 13-24-37 | 15 | 90 | 18 | 7 | 5 | 9 | 200 | 40 |
| at #7 North Carolina | | | 29-73 | .397 | 2-17 | .118 | 13-24 | .542 | 22-19-41 | 16 | 73 | 14 | 10 | 4 | 7 | 200 | 36 |
| Tennessee | Dec. 11 | L, 73-71 | 28-54 | .519 | 3-13 | .231 | 12-15 | .800 | 7-25-32 | 22 | 71 | 11 | 16 | 6 | 5 | 200 | 44 |
| Tennessee Tech | | | 25-57 | .439 | 7-21 | .333 | 11-16 | .688 | 7-24-31 | 23 | 68 | 12 | 12 | 1 | 6 | 200 | 25 |
| at Tennessee | Dec. 13 | W, 74-68 | 26-57 | .456 | 6-20 | .300 | 16-21 | .762 | 11-28-39 | 18 | 74 | 17 | 14 | 6 | 5 | 200 | 43 |
| Lipscomb | | | 28-63 | .444 | 12-28 | .429 | 9-17 | .529 | 8-21-29 | 25 | 77 | 17 | 9 | 2 | 6 | 200 | 58 |
| at Tennessee | Dec. 15 | W, 92-77 | 30-55 | .545 | 4-11 | .364 | 28-39 | .718 | 10-31-41 | 17 | 92 | 16 | 12 | 4 | 5 | 200 | 49 |
| vs. #8 Gonzaga | | | 25-46 | .543 | 9-20 | .450 | 27-33 | .818 | 8-34-42 | 30 | 86 | 13 | 20 | 4 | 6 | 200 | 43 |
| Tennessee | Dec. 18 | L, 86-76 | 21-69 | .304 | 10-29 | .345 | 24-33 | .727 | 20-18-38 | 26 | 76 | 11 | 10 | 2 | 5 | 200 | 29 |
| at ETSU | | | 24-64 | .375 | 8-17 | .471 | 12-17 | .706 | 15-20-35 | 21 | 68 | 13 | 13 | 5 | 8 | 200 | 23 |
| Tennessee | Dec. 22 | W, 72-68 | 24-55 | .436 | 6-19 | .316 | 18-27 | .667 | 17-27-44 | 18 | 72 | 12 | 17 | 10 | 6 | 200 | 32 |
| at Texas A&M | | | 21-61 | .344 | 5-17 | .294 | 16-24 | .667 | 18-26-44 | 18 | 63 | 10 | 16 | 2 | 3 | 200 | 29 |
| Tennessee | Dec. 29 | W, 73-63 | 23-58 | .397 | 7-26 | .269 | 20-25 | .667 | 9-28-37 | 23 | 73 | 16 | 10 | 9 | 5 | 200 | 29 |
| Arkansas | | | | | | | | | | | | | | | | | |
| at Tennessee | Jan. 3 | | | | | | | | | | | | | | | | |
| at Florida | | | | | | | | | | | | | | | | | |
| Tennessee | Jan. 7 | | | | | | | | | | | | | | | | |
| South Carolina | | | | | | | | | | | | | | | | | |
| at Tennessee | Jan. 11 | | | | | | | | | | | | | | | | |
| at Vanderbilt | | | | | | | | | | | | | | | | | |
| Tennessee | Jan. 14 | | | | | | | | | | | | | | | | |
| at Ole Miss | | | | | | | | | | | | | | | | | |
| Tennessee | Jan. 17 | | | | | | | | | | | | | | | | |
| Mississippi State | | | | | | | | | | | | | | | | | |
| at Tennessee | Jan. 21 | | | | | | | | | | | | | | | | |
| Kentucky | | | | | | | | | | | | | | | | | |
| at Tennessee | Jan. 24 | | | | | | | | | | | | | | | | |
| Kansas State | | | | | | | | | | | | | | | | | |
| at Tennessee | Jan. 28 | | | | | | | | | | | | | | | | |
| at Auburn | | | | | | | | | | | | | | | | | |
| Tennessee | Jan. 31 | | | | | | | | | | | | | | | | |
| at Mississippi State | | | | | | | | | | | | | | | | | |
| Tennessee | Feb. 4 | | | | | | | | | | | | | | | | |
| Ole Miss | | | | | | | | | | | | | | | | | |
| at Tennessee | Feb. 8 | | | | | | | | | | | | | | | | |
| Georgia | | | | | | | | | | | | | | | | | |
| at Tennessee | Feb. 11 | | | | | | | | | | | | | | | | |
| at Kentucky | | | | | | | | | | | | | | | | | |
| Tennessee | Feb. 14 | | | | | | | | | | | | | | | | |
| Missouri | | | | | | | | | | | | | | | | | |
| at Tennessee | Feb. 18 | | | | | | | | | | | | | | | | |
| Vanderbilt | | | | | | | | | | | | | | | | | |
| at Tennessee | Feb. 22 | | | | | | | | | | | | | | | | |
| at South Carolina | | | | | | | | | | | | | | | | | |
| Tennessee | Feb. 25 | | | | | | | | | | | | | | | | |
| at LSU | | | | | | | | | | | | | | | | | |
| Tennessee | March 1 | | | | | | | | | | | | | | | | |
| Alabama | | | | | | | | | | | | | | | | | |
| at Tennessee | March 4 | | | | | | | | | | | | | | | | |
| vs. SEC Tournament | | | | | | | | | | | | | | | | | |
| Tennessee | March 8-12 | | | | | | | | | | | | | | | | |

Rankings listed are Associated Press

► INDIVIDUAL POINTS-REBOUNDS-ASSISTS

| | Kyle Alexander | Jordan Bone | Jordan Bowden | Lucas Campbell | Lew Evans | John Fulkerson | Robert Hubbs III | Detrick Mostella | Kwe Parker | Shembari Phillips | Admiral Schofield | Lamonté Turner | Grant Williams | Brad Woodson |
|----------------------|-------------------|----------------|------------------|-------------------|--------------|-------------------|---------------------|---------------------|---------------|----------------------|----------------------|-------------------|-------------------|-----------------|
| Chattanooga | 7-8-0 | 21-1-1 | 0-1-0 | DNP | 0-0-0 | 0-2-0 | 11-7-2 | 2-1-0 | INJ | 8-5-0 | 0-3-0 | 12-2-0 | 8-10-1 | DNP |
| Appalachian State | 13-7-0 | 7-0-8 | 14-1-2 | DNP | 0-2-1 | 4-3-1 | 16-1-3 | 5-6-0 | INJ | 11-4-2 | 5-2-2 | 15-3-5 | 13-1-2 | DNP |
| vs. #16 Wisconsin | 2-6-0 | 0-0-1 | 2-1-0 | DNP | 0-0-0 | 0-2-0 | 12-2-1 | 12-3-1 | 0-0-1 | 16-2-1 | 7-0-2 | 5-0-2 | 6-3-1 | DNP |
| vs. #13 Oregon | 0-2-0 | INJ | 9-2-1 | DNP | 0-0-1 | 12-10-2 | 6-8-0 | 22-9-0 | 4-2-2 | 4-4-1 | SUSP | 5-2-1 | 3-3-1 | DNP |
| vs. Chaminade | 5-1-0 | INJ | 11-6-1 | DNP | 0-1-1 | 8-8-2 | 28-5-3 | 14-1-1 | 3-1-0 | 12-6-2 | SUSP | 4-2-4 | 10-4-2 | DNP |
| Georgia Tech | 4-3-1 | INJ | 5-0-2 | DNP | 7-6-3 | 128-1 | 10-3-0 | 7-3-1 | 0-0-0 | 14-5-7 | SUSP | 8-2-2 | 14-6-1 | DNP |
| Presbyterian | 0-3-1 | INJ | 21-5-2 | 0-0-0 | 0-1-1 | 2-4-2 | 14-2-1 | 3-3-2 | 0-1-0 | 7-3-4 | 5-3-0 | 24-3-3 | 9-8-2 | 5-0-0 |
| at #7 North Carolina | 2-1-0 | INJ | 12-5-2 | DNP | 3-1-0 | 8-4-1 | 21-6-1 | 2-3-1 | DNP | 7-0-2 | 0-1-1 | 9-1-1 | 7-6-2 | DNP |
| Tennessee Tech | 2-2-0 | INJ | 9-5-0 | DNP | 1-2-1 | 1-5-1 | 25-7-1 | 0-6-3 | 0-0-1 | 9-2-5 | 4-4-0 | 16-2-4 | 7-3-1 | DNP |
| Lipscomb | 0-1-0 | INJ | 7-4-1 | DNP | 9-5-3 | 0-0-0 | 22-10-1 | 11-7-1 | 1-3-1 | 9-4-5 | INJ | 3-1-4 | 30-6-0 | DNP |
| vs. #8 Gonzaga | 2-6-0 | INJ | 9-6-0 | DNP | 8-5-0 | INJ | 10-1-1 | 17-0-1 | 2-3-4 | 2-2-1 | 7-1-0 | 8-4-4 | 11-7-0 | DNP |
| at ETSU | 6-5-0 | INJ | 2-2-0 | DNP | 6-4-0 | INJ | 11-5-2 | 25-7-2 | 5-1-4 | 7-2-0 | 0-1-0 | 4-3-2 | 6-9-2 | DNP |
| at Texas A&M | 5-5-0 | 0-0-1 | 6-0-1 | DNP | 3-1-0 | INJ | 6-3-2 | 13-4-4 | 0-1-1 | 10-6-3 | 4-4-0 | 14-4-4 | 12-5-0 | DNP |
| Arkansas | | | | | | | | | | | | | | |
| at Florida | | | | | | | | | | | | | | |
| South Carolina | | | | | | | | | | | | | | |
| at Vanderbilt | | | | | | | | | | | | | | |
| at Ole Miss | | | | | | | | | | | | | | |
| Mississippi State | | | | | | | | | | | | | | |
| Kentucky | | | | | | | | | | | | | | |
| Kansas State | | | | | | | | | | | | | | |
| at Auburn | | | | | | | | | | | | | | |
| at Mississippi State | | | | | | | | | | | | | | |
| Ole Miss | | | | | | | | | | | | | | |
| Georgia | | | | | | | | | | | | | | |
| at Kentucky | | | | | | | | | | | | | | |
| Missouri | | | | | | | | | | | | | | |
| Vanderbilt | | | | | | | | | | | | | | |
| at South Carolina | | | | | | | | | | | | | | |
| at LSU | | | | | | | | | | | | | | |
| Alabama | | | | | | | | | | | | | | |
| SEC Tournament | | | | | | | | | | | | | | |

Rankings listed are Associated Press

GAME-BY-GAME STARTERS

| OPPONENT | 1 | 2 | 3 | 4 | 5 | OPPONENT | 1 | 2 | 3 | 4 | 5 |
|-------------------|----------|----------|-----------|-----------|-----------|-------------------|---|---|---|---|---|
| Chattanooga | Bone | Mostella | Hubbs III | Schofield | Alexander | Kansas State | | | | | |
| App. State | Bone | Phillips | Bowden | Hubbs III | Alexander | Auburn | | | | | |
| #16 Wisconsin | Turner | Phillips | Bowden | Hubbs III | Alexander | Mississippi State | | | | | |
| #13 Oregon | Phillips | Bowden | Hubbs III | Williams | Alexander | Kentucky | | | | | |
| Chaminade | Phillips | Bowden | Hubbs III | Williams | Fulkerson | Missouri | | | | | |
| Georgia Tech | Phillips | Bowden | Hubbs III | Williams | Fulkerson | Vanderbilt | | | | | |
| Presbyterian | Phillips | Bowden | Hubbs III | Williams | Fulkerson | South Carolina | | | | | |
| #7 North Carolina | Phillips | Bowden | Hubbs III | Williams | Fulkerson | LSU | | | | | |
| Tennessee Tech | Phillips | Bowden | Hubbs III | Williams | Fulkerson | Alabama | | | | | |
| Lipscomb | Phillips | Bowden | Hubbs III | Williams | Fulkerson | | | | | | |
| #8 Gonzaga | Phillips | Bowden | Hubbs III | Evans | Williams | | | | | | |
| ETSU | Turner | Bowden | Hubbs III | Williams | Alexander | | | | | | |
| Texas A&M | Turner | Bowden | Hubbs III | Williams | Alexander | | | | | | |
| Arkansas | | | | | | | | | | | |
| Florida | | | | | | | | | | | |
| South Carolina | | | | | | | | | | | |
| Vanderbilt | | | | | | | | | | | |
| Ole Miss | | | | | | | | | | | |
| Mississippi State | | | | | | | | | | | |
| Kentucky | | | | | | | | | | | |

► HIGHS & LOWS

TENNESSEE INDIVIDUAL GAME HIGHS

| | | |
|--------------------------|--------------|--|
| Points | 30 | Williams, Grant vs Lipscomb (12/15/16) |
| | 28 | Hubbs III, Robert vs Chaminade (11/23/16) |
| | 25 | Mostella, Detrick at ETSU (12/22/16) |
| | 25 | Hubbs III, Robert vs Tennessee Tech (12/13/16) |
| | 24 | Turner, Lamonte vs Presbyterian (12/06/16) |
| Field Goals Made | 10 | Williams, Grant vs Lipscomb (12/15/16) |
| | 10 | Hubbs III, Robert vs Tennessee Tech (12/13/16) |
| | 10 | Hubbs III, Robert vs Chaminade (11/23/16) |
| Field Goal Att. | 19 | Hubbs III, Robert vs Chaminade (11/23/16) |
| | 17 | Hubbs III, Robert vs Tennessee Tech (12/13/16) |
| FG Pct (min 5 made) | .833 (10-12) | Williams, Grant vs Lipscomb (12/15/16) |
| | .818 (9-11) | Hubbs III, Robert at North Carolina (12/11/16) |
| 3-Point FG Made | 7 | Turner, Lamonte vs Presbyterian (12/06/16) |
| | 5 | Turner, Lamonte vs Tennessee Tech (12/13/16) |
| | 5 | Bowden, Jordan vs Presbyterian (12/06/16) |
| 3-Point FG Att. | 11 | Turner, Lamonte vs Presbyterian (12/06/16) |
| | 10 | Mostella, Detrick vs Gonzaga (12/18/16) |
| | 10 | Bowden, Jordan vs Presbyterian (12/06/16) |
| 3-Pt FG Pct (min 2 made) | 1.000 (2-2) | Phillips, Shembari at ETSU (12/22/16) |
| | 1.000 (2-2) | Phillips, Shembari vs Georgia Tech (12/03/16) |
| | 1.000 (2-2) | Phillips, Shembari vs Appalachian State (11/15/16) |
| Free Throws Made | 10 | Williams, Grant vs Lipscomb (12/15/16) |
| | 8 | Turner, Lamonte at Texas A&M (12/29/16) |
| | 8 | Fulkerson, John vs Oregon (11/22/16) |
| | 8 | Turner, Lamonte vs Chattanooga (11/11/16) |
| Free Throw Att. | 13 | Williams, Grant vs Lipscomb (12/15/16) |
| | 12 | Fulkerson, John vs Oregon (11/22/16) |
| FT Pct (min 3 made) | 1.000 (8-8) | Turner, Lamonte at Texas A&M (12/29/16) |
| | 1.000 (8-8) | Turner, Lamonte vs Chattanooga (11/11/16) |
| | 1.000 (7-7) | Hubbs III, Robert vs Chaminade (11/23/16) |
| | 1.000 (6-6) | Mostella, Detrick at ETSU (12/22/16) |
| | 1.000 (6-6) | Turner, Lamonte vs Appalachian State (11/15/16) |
| | 1.000 (6-6) | Phillips, Shembari vs Chattanooga (11/11/16) |
| | 1.000 (5-5) | Hubbs III, Robert vs Tennessee Tech (12/13/16) |
| | 1.000 (4-4) | Bowden, Jordan vs Gonzaga (12/18/16) |
| | 1.000 (4-4) | Schofield, Admiral vs Gonzaga (12/18/16) |
| | 1.000 (4-4) | Bowden, Jordan vs Lipscomb (12/15/16) |
| | 1.000 (4-4) | Hubbs III, Robert vs Presbyterian (12/06/16) |
| | 1.000 (4-4) | Phillips, Shembari vs Georgia Tech (12/03/16) |
| | 1.000 (4-4) | Hubbs III, Robert vs Georgia Tech (12/03/16) |
| | 1.000 (4-4) | Phillips, Shembari vs Oregon (11/22/16) |
| | 1.000 (4-4) | Hubbs III, Robert vs Appalachian State (11/15/16) |
| | 1.000 (4-4) | Bone, Jordan vs Chattanooga (11/11/16) |
| | 1.000 (3-3) | Hubbs III, Robert at North Carolina (12/11/16) |
| | 1.000 (3-3) | Phillips, Shembari vs Wisconsin (11/21/16) |
| | 1.000 (3-3) | Mostella, Detrick vs Wisconsin (11/21/16) |
| Rebounds | 10 | Hubbs III, Robert vs Lipscomb (12/15/16) |

TENNESSEE TEAM GAME HIGHS

| | | |
|-----------------------|--------------|------------------------------|
| POINTS | 103 | APPALACHIAN STATE (11/15/16) |
| | 95 | vs Chaminade (11/23/16) |
| | 92 | LIPSCOMB (12/15/16) |
| | 90 | PRESBYTERIAN (12/06/16) |
| | 81 | GEORGIA TECH (12/03/16) |
| FIELD GOALS MADE | 36 | vs Chaminade (11/23/16) |
| | 35 | APPALACHIAN STATE (11/15/16) |
| FIELD GOAL ATTEMPTS | 69 | vs Gonzaga (12/18/16) |
| | 69 | vs Chaminade (11/23/16) |
| FIELD GOAL PERCENTAGE | .556 (35-63) | APPALACHIAN STATE (11/15/16) |
| | .545 (30-55) | LIPSCOMB (12/15/16) |
| 3 PT FIELD GOALS MADE | 16 | PRESBYTERIAN (12/06/16) |
| | 10 | vs Gonzaga (12/18/16) |
| 3 PT FG ATTEMPTS | 33 | PRESBYTERIAN (12/06/16) |
| | 29 | vs Gonzaga (12/18/16) |
| 3 PT FG PERCENTAGE | .545 (6-11) | GEORGIA TECH (12/03/16) |
| | .485 (16-33) | PRESBYTERIAN (12/06/16) |
| FREE THROWS MADE | 30 | CHATTANOOGA (11/11/16) |
| | 28 | LIPSCOMB (12/15/16) |
| FREE THROW ATTEMPTS | 40 | CHATTANOOGA (11/11/16) |
| | 39 | LIPSCOMB (12/15/16) |
| FREE THROW PERCENTAGE | 1.000 (6-6) | vs Wisconsin (11/21/16) |
| | .842 (16-19) | PRESBYTERIAN (12/06/16) |
| REBOUNDS | 44 | at ETSU (12/22/16) |
| | 42 | vs Oregon (11/22/16) |
| | 42 | CHATTANOOGA (11/11/16) |
| ASSISTS | 26 | APPALACHIAN STATE (11/15/16) |
| | 18 | PRESBYTERIAN (12/06/16) |
| | 18 | GEORGIA TECH (12/03/16) |
| STEALS | 13 | vs Chaminade (11/23/16) |
| | 11 | vs Oregon (11/22/16) |
| BLOCKED SHOTS | 10 | at ETSU (12/22/16) |
| | 9 | at Texas A&M (12/29/16) |
| TURNOVERS | 25 | vs Oregon (11/22/16) |
| | 18 | CHATTANOOGA (11/11/16) |

TENNESSEE TEAM GAME LOWS

| | | |
|-----------------------|--------------|------------------------------|
| | 95 | vs Chaminade (11/23/16) |
| | 92 | LIPSCOMB (12/15/16) |
| | 90 | PRESBYTERIAN (12/06/16) |
| | 81 | GEORGIA TECH (12/03/16) |
| FIELD GOALS MADE | 36 | vs Chaminade (11/23/16) |
| | 35 | APPALACHIAN STATE (11/15/16) |
| FIELD GOAL ATTEMPTS | 69 | vs Gonzaga (12/18/16) |
| | 69 | vs Chaminade (11/23/16) |
| FIELD GOAL PERCENTAGE | .556 (35-63) | APPALACHIAN STATE (11/15/16) |
| | .545 (30-55) | LIPSCOMB (12/15/16) |
| 3 PT FIELD GOALS MADE | 16 | PRESBYTERIAN (12/06/16) |
| | 10 | vs Gonzaga (12/18/16) |
| 3 PT FG ATTEMPTS | 33 | PRESBYTERIAN (12/06/16) |
| | 29 | vs Gonzaga (12/18/16) |
| 3 PT FG PERCENTAGE | .545 (6-11) | GEORGIA TECH (12/03/16) |
| | .485 (16-33) | PRESBYTERIAN (12/06/16) |
| FREE THROWS MADE | 30 | CHATTANOOGA (11/11/16) |
| | 28 | LIPSCOMB (12/15/16) |
| FREE THROW ATTEMPTS | 40 | CHATTANOOGA (11/11/16) |
| | 39 | LIPSCOMB (12/15/16) |
| FREE THROW PERCENTAGE | 1.000 (6-6) | vs Wisconsin (11/21/16) |
| | .842 (16-19) | PRESBYTERIAN (12/06/16) |
| REBOUNDS | 44 | at ETSU (12/22/16) |
| | 42 | vs Oregon (11/22/16) |
| | 42 | CHATTANOOGA (11/11/16) |
| ASSISTS | 26 | APPALACHIAN STATE (11/15/16) |
| | 18 | PRESBYTERIAN (12/06/16) |
| | 18 | GEORGIA TECH (12/03/16) |
| STEALS | 13 | vs Chaminade (11/23/16) |
| | 11 | vs Oregon (11/22/16) |
| BLOCKED SHOTS | 10 | at ETSU (12/22/16) |
| | 9 | at Texas A&M (12/29/16) |
| TURNOVERS | 25 | vs Oregon (11/22/16) |
| | 18 | CHATTANOOGA (11/11/16) |
| FOULS | 19 | vs Oregon (11/22/16) |
| | 29 | APPALACHIAN STATE (11/15/16) |

OPPONENT INDIVIDUAL GAME HIGHS

| | | |
|--------------------------|-------------|--|
| Points | 28 | Mathews, Garrison vs Lipscomb (12/15/16) |
| | 22 | Goodwin, Rohndell vs Chaminade (11/23/16) |
| | 22 | Tuoyo, Justin vs Chattanooga (11/11/16) |
| | 21 | DJ Hogg at Texas A&M (12/29/16) |
| | 21 | Koenig, Bronson vs Wisconsin (11/21/16) |
| | 21 | Shabazz, Ronshad vs Appalachian State (11/15/16) |
| | 21 | Good, Patrick vs Appalachian State (11/15/16) |
| | 21 | McLean, Tre' vs Chattanooga (11/11/16) |
| Field Goals Made | 10 | Mathews, Garrison vs Lipscomb (12/15/16) |
| | 9 | Koenig, Bronson vs Wisconsin (11/21/16) |
| | 9 | Tuoyo, Justin vs Chattanooga (11/11/16) |
| Field Goal Att. | 20 | Mathews, Garrison vs Lipscomb (12/15/16) |
| | 17 | Shabazz, Ronshad vs Appalachian State (11/15/16) |
| FG Pct (min 5 made) | .857 (6-7) | Happ, Ethan vs Wisconsin (11/21/16) |
| | .800 (8-10) | Good, Patrick vs Appalachian State (11/15/16) |
| 3-Point FG Made | 5 | Mathews, Garrison vs Lipscomb (12/15/16) |
| | 5 | Good, Patrick vs Appalachian State (11/15/16) |
| 3-Point FG Att. | 10 | Mathews, Garrison vs Lipscomb (12/15/16) |
| | 9 | Mathews, Jordan vs Gonzaga (12/18/16) |
| | 9 | Shastri, Kiran vs Chaminade (11/23/16) |
| | 9 | Koenig, Bronson vs Wisconsin (11/21/16) |
| | 9 | Shabazz, Ronshad vs Appalachian State (11/15/16) |
| 3-Pt FG Pct (min 2 made) | 1.000 (3-3) | Moore, Darius vs Presbyterian (12/06/16) |
| | 1.000 (3-3) | Hayes, Nigel vs Wisconsin (11/21/16) |
| | 1.000 (2-2) | DESONTA BRADFORD at ETSU (12/22/16) |
| | 1.000 (2-2) | Brooks, Dillon vs Oregon (11/22/16) |
| Free Throws Made | 8 | McLean, Zach vs Chattanooga (11/11/16) |
| | 7 | Brooks, Dillon vs Oregon (11/22/16) |
| | 7 | Kinney, Griffin vs Appalachian State (11/15/16) |
| Free Throw Att. | 10 | Brooks, Dillon vs Oregon (11/22/16) |
| | 10 | Kinney, Griffin vs Appalachian State (11/15/16) |
| FT Pct (min 3 made) | 1.000 (6-6) | Collins, Zach vs Gonzaga (12/18/16) |
| | 1.000 (4-4) | Jugovic, Aleksa vs Tennessee Tech (12/13/16) |
| | 1.000 (4-4) | Lammers, Ben vs Georgia Tech (12/03/16) |
| | 1.000 (4-4) | Shastri, Kiran vs Chaminade (11/23/16) |
| | 1.000 (3-3) | Boucher, Chris vs Oregon (11/22/16) |
| | 1.000 (3-3) | Benson, Casey vs Oregon (11/22/16) |
| | 1.000 (3-3) | Trice, D'Mitrik vs Wisconsin (11/21/16) |
| | 1.000 (3-3) | Holley, Bennett vs Appalachian State (11/15/16) |
| Rebounds | 14 | Lammers, Ben vs Georgia Tech (12/03/16) |
| | 12 | Tonny Trocha-Morelos at Texas A&M (12/29/16) |
| Assists | 8 | DESONTA BRADFORD at ETSU (12/22/16) |
| | 7 | Britt, Nate at North Carolina (12/11/16) |
| Steals | 5 | Britt, Nate at North Carolina (12/11/16) |
| | 4 | McLean, Tre' vs Chattanooga (11/11/16) |
| Blocked Shots | 5 | Boucher, Chris vs Oregon (11/22/16) |

OPPONENT TEAM GAME HIGHS

| | | |
|-----------------------|--------------|------------------------------|
| POINTS | 94 | APPALACHIAN STATE (11/15/16) |
| | 86 | vs Gonzaga (12/18/16) |
| | 82 | CHATTANOOGA (11/11/16) |
| | 81 | vs Chaminade (11/23/16) |
| | 77 | LIPSCOMB (12/15/16) |
| FIELD GOALS MADE | 30 | APPALACHIAN STATE (11/15/16) |
| | 29 | at North Carolina (12/11/16) |
| FIELD GOAL ATTEMPTS | 73 | at North Carolina (12/11/16) |
| | 65 | APPALACHIAN STATE (11/15/16) |
| FIELD GOAL PERCENTAGE | .563 (27-48) | vs Wisconsin (11/21/16) |
| | .543 (25-46) | vs Gonzaga (12/18/16) |
| 3 PT FIELD GOALS MADE | 12 | LIPSCOMB (12/15/16) |
| | 10 | APPALACHIAN STATE (11/15/16) |
| 3 PT FG ATTEMPTS | 28 | LIPSCOMB (12/15/16) |
| | 26 | APPALACHIAN STATE (11/15/16) |
| 3 PT FG PERCENTAGE | .471 (8-17) | at ETSU (12/22/16) |
| | .462 (6-13) | GEORGIA TECH (12/03/16) |
| FREE THROWS MADE | 28 | vs Oregon (11/22/16) |
| | 27 | vs Gonzaga (12/18/16) |
| FREE THROW ATTEMPTS | 38 | vs Oregon (11/22/16) |
| | 37 | APPALACHIAN STATE (11/15/16) |
| FREE THROW PERCENTAGE | .818 (27-33) | vs Gonzaga (12/18/16) |
| | .800 (16-20) | GEORGIA TECH (12/03/16) |
| REBOUNDS | 44 | at Texas A&M (12/29/16) |
| | 42 | vs Gonzaga (12/18/16) |
| ASSISTS | 17 | LIPSCOMB (12/15/16) |
| | 16 | vs Wisconsin (11/21/16) |
| STEALS | 9 | GEORGIA TECH (12/03/16) |
| | 9 | vs Oregon (11/22/16) |
| | 9 | CHATTANOOGA (11/11/16) |
| BLOCKED SHOTS | 8 | vs Oregon (11/22/16) |
| | 5 | at ETSU (12/22/16) |
| | 5 | vs Wisconsin (11/21/16) |
| TURNOVERS | 22 | PRESBYTERIAN (12/06/16) |
| | 21 | vs Oregon (11/22/16) |
| FOULS | 30 | vs Gonzaga (12/18/16) |
| | 27 | APPALACHIAN STATE (11/15/16) |

OPPONENT TEAM GAME LOWS

| | | |
|-----------------------|--------------|------------------------------|
| POINTS | 50 | PRESBYTERIAN (12/06/16) |
| | 58 | GEORGIA TECH (12/03/16) |
| | 63 | at Texas A&M (12/29/16) |
| | 68 | TENNESSEE TECH (12/13/16) |
| | 68 | at ETSU (12/22/16) |
| FIELD GOALS MADE | 18 | vs Oregon (11/22/16) |
| | 18 | GEORGIA TECH (12/03/16) |
| | 18 | PRESBYTERIAN (12/06/16) |
| FIELD GOAL ATTEMPTS | 46 | vs Gonzaga (12/18/16) |
| | 48 | vs Wisconsin (11/21/16) |
| FIELD GOAL PERCENTAGE | .327 (18-55) | GEORGIA TECH (12/03/16) |
| | .340 (18-53) | vs Oregon (11/22/16) |
| 3 PT FIELD GOALS MADE | 2 | at North Carolina (12/11/16) |
| | 5 | CHATTANOOGA (11/11/16) |
| | 5 | vs Oregon (11/22/16) |
| | 5 | at Texas A&M (12/29/16) |
| 3 PT FG ATTEMPTS | 13 | GEORGIA TECH (12/03/16) |
| | 17 | vs Oregon (11/22/16) |
| | 17 | at North Carolina (12/11/16) |
| | 17 | at ETSU (12/22/16) |
| | 17 | at Texas A&M (12/29/16) |
| 3 PT FG PERCENTAGE | .118 (2-7) | at North Carolina (12/11/16) |
| | .278 (5-18) | CHATTANOOGA (11/11/16) |
| FREE THROWS MADE | 7 | PRESBYTERIAN (12/06/16) |
| | 9 | LIPSCOMB (12/15/16) |
| FREE THROW ATTEMPTS | 9 | PRESBYTERIAN (12/06/16) |
| | 16 | TENNESSEE TECH (12/13/16) |
| FREE THROW PERCENTAGE | .529 (9-17) | LIPSCOMB (12/15/16) |
| | .542 (13-24) | at North Carolina (12/11/16) |
| REBOUNDS | 29 | LIPSCOMB (12/15/16) |
| | 31 | GEORGIA TECH (12/03/16) |
| | 31 | TENNESSEE TECH (12/13/16) |
| ASSISTS | 9 | vs Oregon (11/22/16) |
| | 10 | at Texas A&M (12/29/16) |
| STEALS | 3 | at Texas A&M (12/29/16) |
| | 4 | APPALACHIAN STATE (11/15/16) |
| | 4 | PRESBYTERIAN (12/06/16) |

► SUPERLATIVES

ATTENDANCE SUMMARY

| | Games | Totals | Average |
|---------|-------|---------|---------|
| Home | 6 | 73,839 | 12,307 |
| Away | 3 | 33,823 | 11,274 |
| Neutral | 4 | 20,984 | 5,246 |
| Total | 13 | 116,753 | 8,981 |

■ UT's RECORD WHEN...

| | |
|--|-----|
| Leading at halftime | 6-1 |
| Trailing at halftime | 1-4 |
| Tied at halftime | 1-0 |
| Leading with 10:00 remaining | 8-1 |
| Trailing with 10:00 remaining | 0-4 |
| Tied with 10:00 remaining | 0-0 |
| Leading with 5:00 remaining | 7-1 |
| Trailing with 5:00 remaining | 1-4 |
| Tied with 5:00 remaining | 0-0 |
| In Overtime | 0-0 |
| Tennessee out-rebounds opponent | 6-2 |
| Tennessee is out-rebounded | 2-3 |
| Same amount of rebounds | 0-0 |
| Tennessee commits more turnovers | 3-3 |
| Opponent commits more turnovers | 5-2 |
| Same amount of turnovers | 0-0 |
| Tennessee shoots 50 percent or better | 4-1 |
| Opponent shoots 50 percent or better | 0-2 |
| Tennessee shoots less than 50 percent | 4-4 |
| Opponent shoots less than 50 percent | 8-3 |
| Tennessee shoots better than opponent | 8-2 |
| Opponent shoots better than Tennessee | 0-3 |
| Same shooting percentage | 0-0 |
| Tennessee has more free-throw attempts | 7-1 |
| Opponent has more free-throw attempts | 1-3 |
| Same amount of free-throw attempts | 0-1 |
| Tennessee bench outscores opponent bench | 8-4 |
| Opponent bench outscores Tennessee bench | 0-1 |
| Bench score the same | 0-0 |
| Tennessee scores less than 50 | 0-0 |
| Tennessee scores between 50-59 | 0-0 |
| Tennessee scores between 60-69 | 0-3 |
| Tennessee scores between 70-79 | 3-2 |
| Tennessee scores between 80-89 | 1-0 |
| Tennessee scores between 90-99 | 3-0 |
| Tennessee scores 100 or more | 1-0 |
| Opponent scores less than 50 | 1-0 |
| Opponent scores between 50-59 | 1-0 |
| Opponent scores between 60-69 | 3-1 |
| Opponent scores between 70-79 | 1-2 |
| Opponent scores between 80-89 | 1-2 |
| Opponent scores between 90-99 | 1-0 |
| Opponent scores 100 or more | 0-0 |
| In November | 2-3 |
| In December | 6-2 |
| In January | 0-0 |
| In February | 0-0 |
| In March | 0-0 |
| On Monday | 0-1 |
| On Tuesday | 2-1 |
| On Wednesday | 1-0 |
| On Thursday | 3-0 |
| On Friday | 0-1 |
| On Saturday | 1-0 |
| On Sunday | 0-2 |

Starting Lineups (listed in order of positions, 1-5)

W-L

| | |
|-----|--|
| 0-1 | Bone, Mostella, Hubbs III, Schofield, Alexander |
| 1-0 | Bone, Phillips, Bowden, Hubbs III, Alexander |
| 0-1 | Turner, Phillips, Bowden, Hubbs III, Alexander |
| 0-1 | Phillips, Bowden, Hubbs III, Williams, Alexander |
| 5-1 | Phillips, Bowden, Hubbs III, Williams, Fulkerson |
| 0-1 | Phillips, Bowden, Hubbs III, Evans, Williams |
| 2-0 | Turner, Bowden, Hubbs III, Williams, Alexander |

Margin of Victory/Defeat

| | 1 | 2 | 3 | 4 | 5 | 6 | 7 | 8 | 9 | 10 | 11-15 | 16-19 | 20-24 | 25+ |
|--------|---|---|---|---|---|---|---|---|---|----|-------|-------|-------|-----|
| Wins | - | - | - | 1 | - | 1 | - | - | 1 | 1 | 1 | 1 | 1 | 1 |
| Losses | - | 1 | - | 1 | - | - | - | - | - | 1 | 2 | - | - | - |

Most First Half Points

| | | |
|-----------|----|--------------------------|
| Tennessee | 51 | vs. Chaminade (11/23/16) |
| Opponents | 58 | Lipscomb (12/15/16) |

Most Second Half Points

| | | |
|-----------|----|--------------------------|
| Tennessee | 53 | vs. App State (11/15/16) |
| Opponents | 56 | App State (11/15/16) |

Fewest First Half Points

| | | |
|-----------|----|-------------------------------|
| Tennessee | 29 | vs. Chattanooga and Texas A&M |
| Opponents | 23 | ETSU (12/22/16) |

Fewest Second Half Points

| | | |
|-----------|----|--------------------------|
| Tennessee | 30 | vs. Wisconsin (11/21/16) |
| Opponents | 19 | Lipscomb (12/15/16) |

Largest Halftime Lead

| | | |
|-----------|----|-------------------------------|
| Tennessee | 18 | vs. Tennessee Tech (12/13/16) |
| Opponents | 14 | Gonzaga (12/18/16) |

Largest Margin of Victory

| | | |
|-----------|----|----------------------------|
| Tennessee | 40 | vs. Presbyterian (12/6/16) |
| Opponents | 13 | Chattanooga (11/11/16) |

Jump Balls Controlled

| | |
|-----------|---|
| Tennessee | 9 |
| Opponents | 5 |

Points Leader* Sea Car

| | | |
|-------------------|---|---|
| Robert Hubbs | 4 | 8 |
| Detrick Mostella | 3 | 9 |
| Shembari Phillips | 2 | 3 |
| Lamonté Turner | 2 | 2 |
| Grant Williams | 2 | 2 |
| Jordan Bone | 1 | 1 |

How Scored First Points

| | |
|------------|---|
| Free Throw | 4 |
| Jump Shot | 4 |
| Lay-up | 3 |
| Dunk | 1 |
| 3-Pointer | 1 |
| Tip-in | - |

Reb. Leader* Sea Car

| | | |
|-------------------|---|---|
| Grant Williams | 5 | 5 |
| John Fulkerson | 3 | 3 |
| Robert Hubbs | 3 | 6 |
| Kyle Alexander | 2 | 6 |
| Shembari Phillips | 1 | 2 |
| Admiral Schofield | - | 4 |
| Detrick Mostella | - | 1 |

Scored UT's First Points

| | |
|------------------|---|
| Grant Williams | 4 |
| Robert Hubbs III | 3 |
| Jordan Bowden | 2 |
| Kyle Alexander | 1 |
| Jordan Bone | 1 |
| John Fulkerson | 1 |
| Detrick Mostella | 1 |

Assists Leader* Sea Car

| | | |
|-------------------|---|---|
| Shembari Phillips | 5 | 5 |
| Lamonté Turner | 4 | 4 |
| Kwe Parker | 3 | 3 |
| Jordan Bone | 1 | 1 |
| Jordan Bowden | 1 | 1 |
| John Fulkerson | 1 | 1 |
| Robert Hubbs | 1 | 4 |
| Detrick Mostella | 1 | 2 |
| Admiral Schofield | 1 | 2 |
| Grant Williams | 1 | 1 |

First Off UT Bench^

| | |
|-------------------|---|
| Lew Evans | 6 |
| Detrick Mostella | 5 |
| Kyle Alexander | 2 |
| Grant Williams | 2 |
| John Fulkerson | 1 |
| Kwe Parker | 1 |
| Shembari Phillips | 1 |
| Lamonté Turner | 1 |

^ includes multiple subs

Steals Leader* Sea Car

| | | |
|-------------------|---|---|
| Jordan Bowden | 5 | 5 |
| John Fulkerson | 3 | 3 |
| Robert Hubbs | 3 | 8 |
| Shembari Phillips | 3 | 5 |
| Lamonté Turner | 3 | 3 |
| Grant Williams | 2 | 2 |
| Kyle Alexander | 1 | 2 |
| Jordan Bone | 1 | 1 |
| Kwe Parker | 1 | 1 |
| Detrick Mostella | - | 5 |
| Admiral Schofield | - | 4 |
| Brad Woodson | - | 1 |

Dunks Sea Car

| | | |
|-------------------|----|----|
| Robert Hubbs | 15 | 48 |
| Jordan Bowden | 5 | 5 |
| Kyle Alexander | 3 | 4 |
| Grant Williams | 3 | 3 |
| John Fulkerson | 2 | 2 |
| Detrick Mostella | 1 | 8 |
| Shembari Phillips | 1 | 3 |
| Admiral Schofield | - | 5 |

Blocks Leader* Sea Car

| | | |
|-------------------|---|----|
| Grant Williams | 7 | 7 |
| Kyle Alexander | 5 | 16 |
| John Fulkerson | 2 | 2 |
| Detrick Mostella | 1 | 3 |
| Admiral Schofield | - | 3 |
| Shembari Phillips | - | 1 |
| Robert Hubbs | - | 3 |

10+ Points Sea Car

| | | |
|-------------------|----|----|
| Robert Hubbs | 11 | 37 |
| Detrick Mostella | 7 | 22 |
| Grant Williams | 6 | 6 |
| Shembari Phillips | 5 | 12 |
| Lamonté Turner | 5 | 5 |
| Jordan Bowden | 4 | 4 |
| John Fulkerson | 2 | 2 |
| Kyle Alexander | 1 | 1 |
| Jordan Bone | 1 | 1 |
| Admiral Schofield | - | 12 |

20+ Points Sea Car

| | | |
|-------------------|---|---|
| Robert Hubbs | 4 | 5 |
| Detrick Mostella | 2 | 3 |
| Jordan Bone | 1 | 1 |
| Jordan Bowden | 1 | 1 |
| Lamonté Turner | 1 | 1 |
| Grant Williams | 1 | 1 |
| Shembari Phillips | - | 1 |
| Admiral Schofield | - | 1 |

30+ Points Sea Car

| | | |
|----------------|---|---|
| Grant Williams | 1 | 1 |
|----------------|---|---|

10+ Rebounds Sea Car

| | | |
|----------------|---|----|
| John Fulkerson | 1 | 1 |
| Robert Hubbs | 1 | 1 |
| Grant Williams | 1 | 11 |

10+ Assists Sea Car

| | | |
|---|---|---|
| - | - | - |
|---|---|---|

Double-Doubles Sea Car

| | | |
|----------------|---|---|
| Lew Evans | - | 4 |
| John Fulkerson | 1 | 1 |
| Robert Hubbs | 1 | 1 |

Charges Drawn Sea Ca

| | | |
|-------------------|---|----|
| Kyle Alexander | 3 | 7 |
| Shembari Phillips | 3 | 6 |
| Robert Hubbs | 2 | 6 |
| Detrick Mostella | 2 | 6 |
| Lamonté Turner | 2 | 2 |
| Grant Williams | 2 | 2 |
| Lew Evans | 1 | 1 |
| John Fulkerson | 1 | 1 |
| Admiral Schofield | 1 | 12 |

Floor Burns (Diving Efforts) Sea Car

| | | |
|-------------------|---|----|
| Lamonté Turner | 5 | 5 |
| Grant Williams | 5 | 5 |
| John Fulkerson | 4 | 4 |
| Shembari Phillips | 4 | 9 |
| Kwe Parker | 3 | 3 |
| Admiral Schofield | 2 | 16 |
| Detrick Mostella | 2 | 16 |
| Kyle Alexander | 2 | 19 |
| Jordan Bowden | 1 | 1 |
| Robert Hubbs | - | 14 |
| Brad Woodson | - | 1 |

Free Throws in Final Four Minutes^

| | |
|-------------------|-------|
| Detrick Mostella | 4-4 |
| Jordan Bone | 2-2 |
| Lew Evans | 2-2 |
| Brad Woodson | 2-2 |
| Lamonté Turner | 21-22 |
| Shembari Phillips | 9-11 |
| Grant Williams | 8-12 |
| John Fulkerson | 2-3 |
| Robert Hubbs III | 3-5 |
| Kyle Alexander | 2-4 |
| Jordan Bowden | 1-1 |

^ also includes all of OT

* Includes all ties

BOX SCORES

Official Basketball Box Score -- Game Totals -- Final Statistics
Presbyterian vs Tennessee
12/06/16 7:01 p.m. at Knoxville, Tenn. (Thompson-Boling Arena)

Presbyterian 50 • 3-5

| # | Player | FG | FGA | FT | FTA | Rebounds | Off | Def | PF | TP | A | T | Bk | Stl | Min |
|----------------------------|------------------|----------------------|-----|-------------------|-----|----------|-----|----------|----|---------------------------|---|---------------------|----|------------------|-----|
| 11 | Tette, Armel | 0-0 | 0-0 | 2-2 | 1 | 3 | 4 | 3 | 2 | 0 | 2 | 1 | 0 | 1 | 11 |
| 14 | Dillard, Reggie | 2-5 | 1-3 | 0-0 | 0 | 3 | 2 | 5 | 3 | 4 | 0 | 1 | 0 | 1 | 30 |
| 21 | Miller, JoVontae | 9-27 | 0-1 | 0-0 | 1 | 2 | 3 | 0 | 4 | 1 | 2 | 0 | 0 | 0 | 22 |
| 24 | Adams, Will | 6-8 | 1-3 | 1-2 | 0 | 3 | 3 | 0 | 10 | 4 | 1 | 0 | 0 | 1 | 32 |
| 25 | Younger, J.C. | 0-6 | 0-4 | 2-2 | 0 | 1 | 1 | 0 | 2 | 1 | 2 | 0 | 0 | 0 | 1 |
| 9 | Withers, Jaron | 1-3 | 1-2 | 0-0 | 0 | 1 | 1 | 3 | 3 | 1 | 2 | 0 | 0 | 0 | 19 |
| 1 | Moore, Darius | 3-3 | 3-0 | 1-1 | 0 | 1 | 0 | 9 | 1 | 1 | 0 | 0 | 0 | 0 | 16 |
| 10 | Alto, Stephen | 0-0 | 0-0 | 0-0 | 0 | 0 | 0 | 0 | 0 | 0 | 0 | 0 | 0 | 0 | 0 |
| 23 | Arroyo, Ruben | 4-8 | 1-2 | 0-0 | 3 | 4 | 7 | 3 | 9 | 0 | 3 | 0 | 0 | 0 | 19 |
| 34 | Drew, Ed | 1-4 | 0-0 | 2-2 | 0 | 3 | 3 | 4 | 0 | 3 | 0 | 0 | 0 | 2 | 21 |
| 5 | Venable, Austin | 1-5 | 0-0 | 0-0 | 2 | 2 | 2 | 2 | 0 | 2 | 0 | 0 | 0 | 0 | 9 |
| Team | | | | | | | | | | | | | | | |
| Totals | | 18-50 | | 7-18 | | 7-9 | | 10 | | 24 | | 34 | | 17 | |
| FG % 1st Half: 10-22 45.5% | | 2nd half: 8-28 28.6% | | Game: 18-50 36.0% | | Deatball | | Rebounds | | 3FG % 1st Half: 4-9 44.4% | | 2nd half: 3-9 33.3% | | Game: 7-18 38.9% | |
| FT % 1st Half: 4-4 100% | | 2nd half: 3-5 60.0% | | Game: 7-9 77.8% | | Deatball | | Rebounds | | FT % 1st Half: 4-4 100% | | 2nd half: 3-5 60.0% | | Game: 7-9 77.8% | |

Tennessee 90 • 4-3

| # | Player | Total | | | 3-PT | | | Rebounds | | | | | | | |
|--------|--------------------|-------|-------|-------|------|----|-----|----------|-----|----|----|---|----|----|-----|
| | | FG | FGA | FT | FTA | FT | FTA | Off | Def | PF | TP | A | T | Bk | Stl |
| 10 | Fulkerson, John | 1-3 | 0-0 | 0-0 | 1 | 3 | 4 | 2 | 2 | 1 | 0 | 1 | 0 | 1 | 17 |
| 2 | Williams, Grant | 2-5 | 0-0 | 3-5 | 3 | 8 | 2 | 5 | 2 | 1 | 1 | 0 | 0 | 0 | 25 |
| 23 | Bowden, Jordan | 6-13 | 5-10 | 2-2 | 2 | 3 | 5 | 21 | 2 | 4 | 0 | 1 | 0 | 2 | 23 |
| 25 | Phillips, Shembari | 2-3 | 1-1 | 2-2 | 0 | 3 | 3 | 0 | 7 | 4 | 0 | 0 | 1 | 0 | 21 |
| 3 | Hubbs III, Robert | 5-10 | 0-1 | 4-4 | 1 | 2 | 1 | 14 | 1 | 1 | 0 | 1 | 0 | 1 | 24 |
| 1 | Turner, Lamonte | 8-12 | 7-11 | 1-2 | 0 | 3 | 3 | 2 | 24 | 3 | 1 | 0 | 0 | 1 | 23 |
| 11 | Alexander, Kyle | 0-1 | 0-0 | 0-0 | 0 | 3 | 0 | 2 | 0 | 1 | 0 | 3 | 0 | 0 | 9 |
| 12 | Parker, Kwe | 0-0 | 0-0 | 0-0 | 0 | 1 | 2 | 0 | 0 | 0 | 0 | 0 | 0 | 0 | 7 |
| 15 | Mostella, Detrick | 1-7 | 1-4 | 0-0 | 0 | 3 | 3 | 1 | 3 | 2 | 1 | 0 | 1 | 0 | 19 |
| 21 | Evans, Lew | 0-2 | 0-1 | 0-0 | 0 | 1 | 1 | 1 | 0 | 1 | 0 | 0 | 1 | 0 | 13 |
| 24 | Cambell, Lucas | 0-0 | 0-0 | 0-0 | 0 | 0 | 0 | 0 | 0 | 0 | 0 | 0 | 0 | 0 | 3 |
| 23 | Woodson, Brad | 1-3 | 1-2 | 2-2 | 0 | 0 | 0 | 0 | 5 | 0 | 0 | 0 | 1 | 0 | 14 |
| 5 | Schofield, Admiral | 1-3 | 1-2 | 2-2 | 2 | 1 | 3 | 0 | 5 | 0 | 1 | 0 | 0 | 0 | 12 |
| Team | | | | | | | | | | | | | | | |
| Totals | | 29-64 | 16-33 | 16-19 | 13 | 24 | 37 | 15 | 90 | 58 | 7 | 9 | 20 | | |

Officials: Mike Hanco, Karl Hesse, Nate Green
 Technical fouls: Presbyterian-None, Tennessee-None.
 Attendance: 11547

| Score by periods | 1st | 2nd | Total |
|------------------|-----|-----|-------|
| Presbyterian | 28 | 22 | 50 |
| Tennessee | 40 | 50 | 90 |

Last FG - PC 2nd-00:04, UT 2nd-01:07.
 Largest lead - PC None, UT by 42 2nd-01:07.
 PC led for 00:00, UT led for 38:40. Game was tied for 01:30.

- Lamonte Turner scored a career-high 24 points, Jordan Bowden added a career-best 21 and Tennessee tied the school record with 16 made 3-pointers to storm past Presbyterian for a 90-50 win on Dec. 6, 2016, at Thompson-Boling Arena.
- The Vols shot 16-of-33 from 3-point range, tying for the most 3-pointers made in program history and UT's most since making 16 against UNC Asheville on Nov. 17, 2009. Tennessee has now drained 16 3-pointers six times in program history.
- The Vols' 40-point margin of victory is their largest since defeating Tusculum College, 98-51, on Jan. 4, 2014. It is their biggest win over an NCAA Division I opponent since topping UNC Asheville, 124-49, on Nov. 17, 2009.
- UT limited Presbyterian to 36.0 percent shooting while the Blue Hoes committed 22 turnovers. PC made 18 total field goals in the game (while UT made 16 3-pointers).
- Turner was 8-of-12 from the floor and 7-of-11 from beyond the arc and collected three rebounds and three assists. Bowden was 7-of-13 and went 5-of-10 on 3-pointers to go with five rebounds, two assists and two steals. Robert Hubbs III added 14 points and Grant Williams posted nine points and a team-high eight rebounds.
- Six different Vols made a 3-pointer. The 16 treys were UT's most under coach Rick Barnes.

Official Basketball Box Score -- Game Totals -- Final Statistics
Tennessee vs North Carolina
12/11/16 5:00 PM at Smith Center, Chapel Hill

Tennessee 71 • 4-4

| # | Player | Total | | 3-PT | | Rebounds | | PF | TP | A | T | Bk | Stl | Min | |
|----------------------------|--------------------|-----------------------|------|-------------------|-----|----------|-----|----------|----|---------------------------|---|---------------------|-----|-------------------|--|
| | | FG | FGA | FT | FTA | Off | Def | | | | | | | | |
| 22 | Williams, Grant | 1-4 | 0-0 | 0-0 | 0 | 6 | 5 | 2 | 3 | 4 | 1 | 0 | 0 | 17 | |
| 10 | Fulkerson, John | 9-11 | 0-0 | 0-0 | 0 | 4 | 4 | 3 | 8 | 1 | 2 | 1 | 2 | 24 | |
| 9 | Hubbs III, Robert | 4-11 | 0-0 | 3-3 | 4 | 2 | 6 | 1 | 21 | 1 | 1 | 1 | 1 | 33 | |
| 23 | Bowden, Jordan | 6-10 | 5-10 | 2-2 | 0 | 1 | 2 | 12 | 2 | 0 | 0 | 0 | 0 | 26 | |
| 25 | Phillips, Shembari | 2-5 | 0-0 | 3-4 | 0 | 0 | 0 | 0 | 7 | 2 | 4 | 0 | 0 | 28 | |
| 3 | Turner, Lamonte | 3-11 | 1-4 | 2-2 | 0 | 1 | 1 | 3 | 9 | 1 | 4 | 0 | 0 | 23 | |
| 5 | Schofield, Admiral | 0-1 | 0-1 | 0-0 | 0 | 1 | 1 | 0 | 0 | 1 | 1 | 0 | 0 | 13 | |
| 11 | Alexander, Kyle | 1-1 | 0-0 | 0-0 | 0 | 1 | 0 | 1 | 2 | 0 | 0 | 0 | 0 | 2 | |
| 15 | Mostella, Detrick | 0-2 | 0-0 | 2-2 | 0 | 3 | 3 | 2 | 1 | 0 | 0 | 0 | 0 | 7 | |
| 21 | Evans, Lew | 1-3 | 0-1 | 1-2 | 0 | 0 | 0 | 3 | 3 | 0 | 1 | 0 | 0 | 13 | |
| Team | | | | | | 1 | | 3 | | 4 | | | | | |
| Totals | | 28-54 | | 13-15 | | 7 | | 25 | | 32 | | 71 | | 11 | |
| FG % 1st Half: 17-26 65.4% | | 2nd half: 11-28 39.3% | | Game: 28-54 51.9% | | Deatball | | Rebounds | | 3FG % 1st Half: 3-4 75.0% | | 2nd half: 5-6 83.3% | | Game: 8-10 80.0% | |
| FT % 1st Half: 7-9 77.8% | | 2nd half: 5-6 83.3% | | Game: 12-15 80.0% | | Deatball | | Rebounds | | FT % 1st Half: 7-9 77.8% | | 2nd half: 5-6 83.3% | | Game: 12-15 80.0% | |

North Carolina 73 • 10-1

| # | Player | FG | FGA | FT | FTA | Rebounds | Off | Def | PF | TP | A | T | Bk | Stl | Min | |
|----------------------------|-------------------|-----------------------|-----|-------------------|-----|----------|-----|----------|----|---------------------------|---|----------------------|----|-------------------|-----|-----|
| 63 | Meeks, Kennedy | 4-7 | 0-0 | 1-2 | 2 | 1 | 3 | 9 | 0 | 0 | 0 | 0 | 0 | 0 | 16 | |
| 44 | Hicks, Isaiah | 2-7 | 0-0 | 2-2 | 3 | 3 | 6 | 5 | 0 | 0 | 0 | 2 | 0 | 0 | 14 | |
| 44 | Jackson, Justin | 1-3 | 1-5 | 0-0 | 1 | 1 | 0 | 6 | 1 | 0 | 0 | 0 | 0 | 0 | 14 | |
| 90 | Britt, Nate | 6-14 | 1-4 | 2-3 | 2 | 3 | 5 | 12 | 11 | 7 | 3 | 0 | 0 | 0 | 33 | |
| 24 | Williams, Kenny | 4-10 | 1-5 | 1-3 | 1 | 1 | 2 | 12 | 1 | 1 | 0 | 1 | 0 | 0 | 29 | |
| 16 | Bradley, Tony | 3-4 | 0-0 | 4-4 | 7 | 3 | 10 | 0 | 1 | 1 | 0 | 0 | 0 | 0 | 17 | |
| 14 | Robinson, Brandon | 3-5 | 0-1 | 0-0 | 1 | 2 | 3 | 1 | 6 | 3 | 0 | 0 | 0 | 0 | 17 | |
| 21 | Woods, Seventh | 3-3 | 0-0 | 0-0 | 1 | 1 | 2 | 0 | 6 | 3 | 0 | 0 | 1 | 0 | 8 | |
| 18 | White, Silman | 1-2 | 1-0 | 0-0 | 1 | 1 | 0 | 1 | 0 | 2 | 1 | 0 | 0 | 0 | 12 | |
| 32 | Maye, Luke | 1-6 | 0-1 | 2-4 | 2 | 0 | 2 | 1 | 4 | 0 | 0 | 0 | 0 | 0 | 17 | |
| Team | | 29-73 | | 2-17 | | 13-24 | | 12-19 | | 41-16 | | 73-14 | | 4-7 | | 200 |
| FG % 1st Half: 14-39 35.9% | | 2nd half: 15-34 44.1% | | Game: 29-73 39.7% | | Deatball | | Rebounds | | 3FG % 1st Half: 1-7 14.3% | | 2nd half: 1-10 10.0% | | Game: 13-24 54.2% | | 7 |
| FT % 1st Half: 7-11 63.6% | | 2nd half: 6-13 46.2% | | Game: 13-24 54.2% | | Deatball | | Rebounds | | FT % 1st Half: 7-11 63.6% | | 2nd half: 6-13 46.2% | | Game: 13-24 54.2% | | |

Officials: Mike Eades, Jeff Clark, Doug Shoss
 Technical fouls: Tennessee-None, North Carolina-None.
 Attendance: 18745

| Score by periods | 1st | 2nd | Total |
|------------------|-----|-----|-------|
| Tennessee | 44 | 27 | 71 |
| North Carolina | 36 | 37 | 73 |

Last FG - UT 2nd-00:41, NC 2nd-00:50.
 Largest lead - UT by 15 1st-07:49, NC by 15 1st-16:56.
 UT led for 30:52, NC led for 06:25. Game was tied for 02:36.

- Tennessee led No. 7 North Carolina by five with just 4:32 remaining in regulation on Dec. 11, 2016, at the Dean E. Smith Center, but the upset bid came short as the Tar Heels outscored UT 10-5 over the decisive stretch, handing the Vols a 73-71 loss.
- Tennessee was led by senior Robert Hubbs III, who scored a game-high 21 points on 9-of-11 shooting. He also had a team-high six rebounds. Freshman Jordan Bowden added 12 points with five boards.
- After leading by as many as 15 in the first half, the Vols successfully fended off North Carolina's comeback attempts for much of the second half. Vols freshman Grant Williams—a North Carolina native—knocked down a short jumper in the lane to give UT a 68-63 lead with just over 4:30 to play, but a 7-1 run gave the Tar Heels their first lead since the 15:34 mark in the first half. The rally was capped by a driving layup from Carolina's leading scorer, Justin Jackson, which gave the Tar Heels a 70-69 lead with 2:14 left in the game.
- The Vols hung around, trailing 73-71 with nine seconds left. Lamonte Turner drove the length of the court and into the lane, but his potential game-tying shot attempt was blocked with just two seconds remaining.
- Turner, coming off a 24-point outing against Presbyterian earlier in the week, finished with nine points. Williams turned in a nice outing in his home state, posting seven points, six rebounds and four blocks.
- After UNC scored the first four points of the game, the Vols went on a 27-9 run—at one point scoring on 10 consecutive possessions. The Big Orange shot 65 percent as a team in the first half and were 3-of-6 from beyond the 3-point arc.

Official Basketball Box Score -- Game Totals -- Final Statistics
Tennessee Tech vs Tennessee
12/13/16 7:01 p.m. at Knoxville, Tenn. (Thompson-Boling Arena)

Tennessee Tech 68 • 4-8

| # | Player | FG | FGA | FT | FTA | Rebounds | Off | Def | PF | TP | A | T | Bk | Stl | Min |
|----------------------------|---------------------|-----------------------|------|-------------------|-----|--------------|-----|------------|----|-------------|----|-----------|----|-----------|-----|
| 22 | Alexander, Courtney | 1-4 | 0-0 | 0-0 | 2 | 3 | 5 | 3 | 6 | 1 | 0 | 1 | 0 | 1 | 26 |
| 28 | Ramsey, Jason | 4-10 | 0-0 | 2-5 | 2 | 4 | 6 | 3 | 4 | 1 | 0 | 1 | 0 | 1 | 32 |
| 10 | Mack, Kajuan | 4-11 | 3-5 | 0-0 | 0 | 4 | 4 | 5 | 11 | 1 | 3 | 0 | 0 | 0 | 27 |
| 23 | Roberts, Hakeem | 3-5 | 2-4 | 1-1 | 0 | 1 | 0 | 1 | 9 | 0 | 0 | 0 | 0 | 0 | 19 |
| 4 | Jurovic, Aleksei | 4-14 | 2-8 | 4-4 | 0 | 5 | 5 | 4 | 14 | 2 | 2 | 0 | 0 | 1 | 36 |
| 1 | Henderson, Markell | 0-0 | 0-0 | 0-0 | 0 | 1 | 1 | 2 | 0 | 0 | 0 | 0 | 0 | 0 | 12 |
| 11 | Henry, Michael | 1-1 | 0-0 | 0-0 | 1 | 1 | 2 | 0 | 2 | 0 | 1 | 0 | 0 | 0 | 8 |
| 12 | Adams, Stephan | 0-0 | 0-0 | 0-0 | 0 | 2 | 2 | 1 | 0 | 0 | 2 | 1 | 0 | 0 | 10 |
| 13 | Smith, Curtis | 1-2 | 0-0 | 0-0 | 0 | 1 | 1 | 0 | 2 | 0 | 0 | 0 | 0 | 1 | 12 |
| 20 | Frazier, Sevaun | 4-5 | 0-1 | 3-4 | 1 | 2 | 3 | 2 | 11 | 6 | 0 | 0 | 0 | 1 | 20 |
| 24 | Hawkins, Ja'Caro | 1-1 | 0-0 | 0-0 | 0 | 0 | 0 | 1 | 2 | 0 | 0 | 0 | 0 | 0 | 4 |
| Totals | | 25-57 | 7-21 | 11-16 | 7 | 24 | 31 | 23 | 68 | 12 | 12 | 1 | 0 | 6 | 200 |
| FG % 1st half: 10-27 37.0% | | 2nd half: 15-20 75.0% | | Game: 25-57 43.9% | | Rebounds: 31 | | Points: 68 | | Assists: 12 | | Blocks: 1 | | Steals: 6 | |
| FG % 1st half: 1-2 50.0% | | 2nd half: 8-10 80.0% | | Game: 11-21 52.4% | | Rebounds: 24 | | Points: 31 | | Assists: 7 | | Blocks: 0 | | Steals: 2 | |

BOX SCORES

Official Basketball Box Score -- Game Totals -- Final Statistics
Tennessee vs Texas A&M
12/29/16 6:00 p.m. at College Station, Texas (Reed Arena)



| Tennessee 73 • 8-5; 1-0 SEC | | | | | | | | | | | | | | | | | | |
|--|-------------------|-------|-----|-----|-------|-----|-----|----------|----|----|---------|----|---|-------|----|-----|----------------------|---|
| # | Player | Total | | | 3-Ptr | | | Rebounds | | | PF | TP | A | TO | Bk | Stl | Min | |
| | | FG | FGA | FT | FTA | Off | Def | Total | PF | TP | | | | | | | | |
| 01 | Lamonte Turner | 2-6 | 2-5 | 8-8 | 0 | 4 | 4 | 4 | 14 | 4 | 2 | 1 | 2 | 22 | | | | |
| 02 | Grant Williams | 4-7 | 0-1 | 4-5 | 2 | 3 | 5 | 2 | 12 | 0 | 0 | 6 | 1 | 31 | | | | |
| 03 | Robert Hubbs III | 3-10 | 0-2 | 0-0 | 2 | 1 | 3 | 0 | 6 | 2 | 1 | 0 | 1 | 29 | | | | |
| 11 | Kyle Alexander | 1-1 | 0-0 | 3-4 | 0 | 5 | 5 | 1 | 5 | 0 | 0 | 1 | 0 | 15 | | | | |
| 23 | Jordan Bowden | 2-4 | 2-4 | 0-0 | 0 | 0 | 0 | 2 | 6 | 1 | 1 | 0 | 0 | 13 | | | | |
| 00 | Jordan Bone | 0-3 | 0-1 | 0-0 | 0 | 0 | 0 | 0 | 0 | 1 | 0 | 0 | 0 | 8 | | | | |
| 05 | Admiral Schofield | 2-3 | 0-0 | 0-0 | 1 | 3 | 4 | 4 | 4 | 0 | 0 | 0 | 0 | 7 | | | | |
| 12 | Kwe Parker | 0-2 | 0-2 | 0-0 | 0 | 1 | 1 | 1 | 0 | 1 | 0 | 0 | 0 | 11 | | | | |
| 15 | Detrick Mostella | 5-14 | 3-9 | 0-0 | 1 | 3 | 4 | 1 | 13 | 4 | 2 | 0 | 1 | 31 | | | | |
| 21 | Lew Evans | 0-0 | 0-0 | 3-4 | 0 | 1 | 1 | 5 | 3 | 0 | 0 | 0 | 0 | 14 | | | | |
| 25 | Shembari Phillips | 4-8 | 0-2 | 2-4 | 1 | 5 | 6 | 3 | 10 | 3 | 4 | 1 | 0 | 19 | | | | |
| Team | | | | | | | | | | | | | | | | | Deadball Rebounds | |
| Totals | | 23-58 | | | 7-26 | | | 20-25 | | | 9 28 37 | | | 23 73 | | | | |
| FG % 1st Half: 11-32 34.4% 2nd half: 12-26 46.2% Game: 23-58 39.7% | | | | | | | | | | | | | | | | | | 5 |
| 3FG % 1st Half: 2-13 15.2% 2nd half: 5-15 33.3% Game: 7-26 26.9% | | | | | | | | | | | | | | | | | | |
| FT % 1st Half: 5-8 62.5% 2nd half: 15-17 88.2% Game: 20-25 80.0% | | | | | | | | | | | | | | | | | | |

| Texas A&M 63 • 8-4; 0-1 SEC | | | | | | | | | | | | | | | | | | |
|--|----------------------|-------|-----|-----|-------|-----|-----|----------|----|----|----------|----|---|-------|----|-----|----------------------|---|
| # | Player | Total | | | 3-Ptr | | | Rebounds | | | PF | TP | A | TO | Bk | Stl | Min | |
| | | FG | FGA | FT | FTA | Off | Def | Total | PF | TP | | | | | | | | |
| 01 | DJ Hogg | 7-16 | 3-7 | 4-6 | 0 | 5 | 5 | 2 | 21 | 2 | 4 | 0 | 0 | 34 | | | | |
| 03 | Admon Gilder | 5-13 | 0-3 | 4-5 | 3 | 2 | 5 | 3 | 14 | 3 | 5 | 0 | 2 | 37 | | | | |
| 05 | JC Hampton | 2-5 | 2-3 | 5-6 | 1 | 2 | 3 | 2 | 11 | 3 | 0 | 0 | 0 | 30 | | | | |
| 38 | Tommy Trocha-Morelos | 1-9 | 0-4 | 1-3 | 4 | 8 | 12 | 4 | 3 | 1 | 1 | 1 | 0 | 34 | | | | |
| 34 | Tyler Davis | 3-9 | 0-0 | 0-2 | 4 | 5 | 9 | 3 | 6 | 1 | 4 | 0 | 1 | 31 | | | | |
| 23 | Caleb Smith | 0-0 | 0-0 | 0-0 | 0 | 0 | 0 | 0 | 0 | 0 | 0 | 0 | 0 | 6 | | | | |
| 42 | Tavario Miller | 1-3 | 0-0 | 0-0 | 1 | 2 | 3 | 1 | 2 | 0 | 0 | 0 | 0 | 14 | | | | |
| 44 | Robert Williams | 2-6 | 0-0 | 2-2 | 1 | 2 | 3 | 3 | 6 | 0 | 2 | 1 | 0 | 14 | | | | |
| Team | | | | | | | | | | | | | | | | | Deadball Rebounds | |
| Totals | | 21-61 | | | 5-17 | | | 16-24 | | | 18 26 44 | | | 18 63 | | | | |
| FG % 1st Half: 10-32 31.3% 2nd half: 11-29 37.9% Game: 21-61 34.4% | | | | | | | | | | | | | | | | | | 2 |
| 3FG % 1st Half: 3-8 37.5% 2nd half: 2-9 22.2% Game: 5-17 29.4% | | | | | | | | | | | | | | | | | | |
| FT % 1st Half: 6-8 75.0% 2nd half: 10-16 62.5% Game: 16-24 66.7% | | | | | | | | | | | | | | | | | | |

Officials: Doug Shows, Joe DeRosa, Lee Cassell
Technical Fouls: Tennessee-None, Texas A&M-None.
Attendance: 9199

| Score by periods | | | | | | | | | |
|------------------|-----|-----|-------|--------|-----|--------|-------|-------|------|
| | 1st | 2nd | Total | Points | | In | Off | 2nd | Fast |
| Tennessee | 29 | 44 | 73 | Point | T/O | Chance | Break | Bench | |
| Texas A&M | 29 | 34 | 63 | UT | 24 | 19 | 11 | 6 | 30 |
| | | | | TAMU | 32 | 6 | 18 | 12 | 8 |

Last FG - UT 2nd-04:37, TAMU 2nd-00:24.
Largest lead - UT by 29 2nd-04:37, TAMU by 4 1st-16:34.
UT led for 24:29, TAMU led for 08:47, Game was tied for 06:44.
Score tied - 8 times.
Lead changed - 7 times.

- Tennessee had four players finish in double figures and Grant Williams tied the single-game school record for blocked shots as Tennessee earned a 73-63 win at Texas A&M in the SEC opener on Dec. 29, 2016.
- Williams stuffed the stat sheet for the Vols with 12 points, five rebounds and six blocks. Those six swats matched the most ever recorded in a game by a Volunteer and are the most for UT since Kyle Alexander finished with the same total last season at TCU.
- Lamonte Turner led Tennessee in scoring with 14 points on the night while Detrick Mostella finished with 13. Shembari Phillips chipped in with 10. Turner, Mostella and Phillips combined for 11 of UT's 16 assists on 23 made field goals. Mostella's four assists matched his career-high.
- The two teams played to a 29-29 deadlock in the first half, but the Vols used a 20-5 second-half run to break the game open. UT would lead by as many as 20 late in the period as it handed Texas A&M its second home loss of the season.
- Williams kick-started the decisive spurt, completing a three-point play to give the Vols a 37-34 advantage near the 13:30 mark in the second half. Phillips would add baskets on each of the next two possessions and the lead finally reached double digits when Robert Hubbs III got into the lane for two of his six points. Kyle Alexander added a one-handed slam while Mostella and Jordan Bowden each knocked down 3-pointers during the flurry, capped by Alexander's free throw that made the score 57-39 with 7:25 to play.
- Tennessee limited the Aggies to just .344 (21-of-61) shooting from the field—their lowest percentage of the season. D.J. Hogg led Texas A&M offensively with 21 points.

2016-17 Tennessee Basketball
Tennessee Combined Team Statistics (as of Dec 30, 2016)
All games



| RECORD: | OVERALL | HOME | AWAY | NEUTRAL |
|----------------|---------|------|------|---------|
| ALL GAMES | 8-5 | 5-1 | 2-1 | 1-3 |
| CONFERENCE | 1-0 | 0-0 | 1-0 | 0-0 |
| NON-CONFERENCE | 7-5 | 5-1 | 1-1 | 1-3 |

| # | Player | gp-gs | min | avg | Total | | 3-Point | | F-Throw | | Rebounds | | | | | | | | | | | | |
|----------------|--------------------|-------|------|------|---------|------|---------|------|---------|-------|----------|-----|-----|------|-----|----|-----|-----|-----|-----|------|------|--|
| | | | | | fg-fga | fg% | 3fg-fga | 3fg% | ft-fa | ft% | off | def | tot | avg | pf | dq | a | to | blk | stl | pts | avg | |
| 3 | Hubbs III, Robert | 13-13 | 393 | 30.2 | 75-146 | .514 | 2-13 | .154 | 40-45 | .889 | 21 | 39 | 60 | 4.6 | 26 | 0 | 18 | 24 | 4 | 13 | 192 | 14.8 | |
| 2 | Williams, Grant | 13-10 | 295 | 22.7 | 48-85 | .565 | 2-10 | .200 | 38-57 | .667 | 31 | 40 | 71 | 5.5 | 35 | 1 | 15 | 27 | 27 | 11 | 136 | 10.5 | |
| 15 | Mostella, Detrick | 13-1 | 275 | 21.2 | 45-113 | .398 | 20-58 | .345 | 23-31 | .742 | 8 | 45 | 53 | 4.1 | 28 | 1 | 17 | 18 | 6 | 6 | 133 | 10.2 | |
| 1 | Turner, Lamonte | 13-3 | 287 | 22.1 | 34-98 | .347 | 21-56 | .375 | 38-44 | .864 | 5 | 24 | 29 | 2.2 | 33 | 0 | 36 | 21 | 2 | 9 | 127 | 9.8 | |
| 25 | Phillips, Shembari | 13-10 | 303 | 23.3 | 34-70 | .486 | 12-18 | .667 | 36-47 | .766 | 12 | 33 | 45 | 3.5 | 28 | 1 | 33 | 29 | 2 | 9 | 116 | 8.9 | |
| 23 | Bowden, Jordan | 13-12 | 280 | 21.5 | 37-93 | .398 | 17-54 | .315 | 16-17 | .941 | 13 | 25 | 38 | 2.9 | 23 | 1 | 12 | 8 | 2 | 12 | 107 | 8.2 | |
| 0 | Bone, Jordan | 4-2 | 64 | 16.0 | 11-25 | .440 | 1-7 | .143 | 5-6 | .833 | 1 | 0 | 1 | 0.3 | 4 | 0 | 11 | 4 | 0 | 2 | 28 | 7.0 | |
| 32 | Woodson, Brad | 1-0 | 4 | 4.0 | 1-3 | .333 | 1-2 | .500 | 2-2 | 1.000 | 0 | 0 | 0 | 0.0 | 0 | 0 | 0 | 0 | 0 | 1 | 5 | 5.0 | |
| 10 | Fulkerson, John | 10-6 | 160 | 16.0 | 17-30 | .567 | 0-0 | .000 | 13-20 | .650 | 14 | 32 | 46 | 4.6 | 23 | 0 | 10 | 8 | 9 | 11 | 47 | 4.7 | |
| 11 | Alexander, Kyle | 13-6 | 190 | 14.6 | 18-38 | .474 | 1-4 | .250 | 11-22 | .500 | 21 | 29 | 50 | 3.8 | 21 | 0 | 2 | 3 | 16 | 6 | 48 | 3.7 | |
| 5 | Schofield, Admiral | 9-1 | 99 | 11.0 | 10-29 | .345 | 3-11 | .273 | 9-9 | 1.000 | 7 | 12 | 19 | 2.1 | 15 | 0 | 5 | 9 | 0 | 1 | 32 | 3.6 | |
| 21 | Evans, Lew | 13-1 | 162 | 12.5 | 9-27 | .333 | 3-15 | .200 | 16-21 | .762 | 11 | 17 | 28 | 2.2 | 26 | 1 | 11 | 13 | 0 | 3 | 37 | 2.8 | |
| 12 | Parker, Kwe | 10-0 | 110 | 11.0 | 6-16 | .375 | 2-7 | .286 | 1-6 | .167 | 4 | 8 | 12 | 1.2 | 18 | 0 | 14 | 10 | 2 | 5 | 15 | 1.5 | |
| 24 | Campbell, Lucas | 1-0 | 3 | 3.0 | 0-0 | .000 | 0-0 | .000 | 0-0 | .000 | 0 | 0 | 0 | 0.0 | 0 | 0 | 0 | 0 | 0 | 0 | 0 | 0.0 | |
| Team | | | | | | | | | | | 14 | 17 | 31 | 5 | | | | | | | | | |
| Total..... | | 13 | 2625 | | 345-773 | .446 | 85-255 | .333 | 248-327 | .758 | 162 | 321 | 483 | 37.2 | 280 | 5 | 184 | 179 | 70 | 89 | 1023 | 78.7 | |
| Opponents..... | | 13 | 2625 | | 318-754 | .422 | 92-256 | .359 | 215-308 | .698 | 164 | 306 | 470 | 36.2 | 274 | - | 164 | 210 | 39 | 84 | 943 | 72.5 | |

| TEAM STATISTICS | UT | OPP | Date | Opponent | Score | Att. |
|------------------------|---------|---------|------------|-------------------|-----------|-------|
| SCORING | 1023 | 943 | 11/11/16 | CHATTANOOGA | L 69-82 | 14483 |
| Points per game | 78.7 | 72.5 | 11/15/16 | APPALACHIAN STATE | w 103-94 | 11758 |
| Scoring margin | +6.2 | - | 1 11/21/16 | vs Wisconsin | L 62-74 | 2400 |
| FIELD GOALS-ATT | 345-773 | 318-754 | 1 11/22/16 | vs Oregon | Lot 65-69 | 2400 |
| Field goal pct | .446 | .422 | 1 11/23/16 | vs Chaminade | w 95-81 | 2400 |
| 3 POINT FG-ATT | 85-255 | 92-256 | 12/03/16 | GEORGIA TECH | w 81-58 | 12634 |
| 3-point FG pct | .333 | .359 | 12/06/16 | PRESBYTERIAN | w 90-50 | 11547 |
| 3-pt FG made per game | 6.5 | 7.1 | 12/11/16 | at North Carolina | L 71-73 | 18745 |
| FREE THROWS-ATT | 248-327 | 215-308 | 12/13/16 | TENNESSEE TECH | w 74-68 | 11524 |
| Free throw pct | .758 | .698 | 12/15/16 | LIPSCOMB | w 92-77 | 11893 |
| F-Throws made per game | 19.1 | 16.5 | 2 12/18/16 | vs Gonzaga | L 76-86 | 13784 |
| REBOUNDS | 483 | 470 | 12/22/16 | at ETSU | w 72-68 | 6149 |
| Rebounds per game | 37.2 | 36.2 | * 12/29/16 | at Texas A&M | w 73-63 | 9199 |
| Rebounding margin | +1.0 | - | | | | |
| ASSISTS | 184 | 164 | | | | |
| Assists per game | 14.2 | 12.6 | | | | |
| TURNOVERS | 179 | 210 | | | | |
| Turnovers per game | 13.8 | 16.2 | | | | |
| Turnover margin | +2.4 | - | | | | |
| Assist/turnover ratio | 1.0 | 0.8 | | | | |
| STEALS | 89 | 84 | | | | |
| Steals per game | 6.8 | 6.5 | | | | |
| BLOCKS | 70 | 39 | | | | |
| Blocks per game | 5.4 | 3.0 | | | | |
| ATTENDANCE | 73839 | 55077 | | | | |
| Home games-Avg/Game | 6-12306 | 3-11364 | | | | |
| Neutral site-Avg/Game | - | 4-5246 | | | | |

* = Conference game
1 = Maui Invitational
2 = Battle on Broadway (Nashville, Tenn.)

| Score by Periods | 1st | 2nd | OT | Totals |
|------------------|-----|-----|----|--------|
| Tennessee | 502 | 512 | 9 | 1023 |
| Opponents | 451 | 479 | 13 | 943 |

2016-17 Tennessee Basketball
Tennessee Combined Team Statistics (as of Dec 30, 2016)
Conference games



| RECORD: | OVERALL | HOME | AWAY | NEUTRAL |
|----------------|----------------|-------------|-------------|----------------|
| ALL GAMES | 1-0 | 0-0 | 1-0 | 0-0 |
| CONFERENCE | 1-0 | 0-0 | 1-0 | 0-0 |
| NON-CONFERENCE | 0-0 | 0-0 | 0-0 | 0-0 |

| # | Player | gp-gs | min | avg | Total | | 3-Point | | F-Throw | | Rebounds | | | | pf | dq | a | to | blk | stl | pts | avg |
|----------------|-------------------|-------|-----|------|--------|-------|---------|------|---------|-------|----------|-----|-----|------|----|----|----|----|-----|-----|-----|------|
| | | | | | fg-fga | fg% | 3fg-fga | 3fg% | ft-fga | ft% | off | def | tot | avg | | | | | | | | |
| 1 | Turner,Lamonte | 1-1 | 22 | 22.0 | 2-6 | .333 | 2-5 | .400 | 8-8 | 1.000 | 0 | 4 | 4 | 4.0 | 4 | 0 | 4 | 2 | 1 | 2 | 14 | 14.0 |
| 15 | Mostella,Detrick | 1-0 | 31 | 31.0 | 5-14 | .357 | 3-9 | .333 | 0-0 | .000 | 1 | 3 | 4 | 4.0 | 1 | 0 | 4 | 2 | 0 | 1 | 13 | 13.0 |
| 2 | Williams,Grant | 1-1 | 31 | 31.0 | 4-7 | .571 | 0-1 | .000 | 4-5 | .800 | 2 | 3 | 5 | 5.0 | 2 | 0 | 0 | 0 | 6 | 1 | 12 | 12.0 |
| 25 | Phillips,Shembari | 1-0 | 19 | 19.0 | 4-8 | .500 | 0-2 | .000 | 2-4 | .500 | 1 | 5 | 6 | 6.0 | 3 | 0 | 3 | 4 | 1 | 0 | 10 | 10.0 |
| 3 | Hubbs III,Robert | 1-1 | 29 | 29.0 | 3-10 | .300 | 0-2 | .000 | 0-0 | .000 | 2 | 1 | 3 | 3.0 | 0 | 0 | 2 | 1 | 0 | 1 | 6 | 6.0 |
| 23 | Bowden,Jordan | 1-1 | 13 | 13.0 | 2-4 | .500 | 2-4 | .500 | 0-0 | .000 | 0 | 0 | 0 | 0.0 | 2 | 0 | 1 | 1 | 0 | 0 | 6 | 6.0 |
| 11 | Alexander,Kyle | 1-1 | 15 | 15.0 | 1-1 | 1.000 | 0-0 | .000 | 3-4 | .750 | 0 | 5 | 5 | 5.0 | 1 | 0 | 0 | 0 | 1 | 0 | 5 | 5.0 |
| 5 | Schofield,Admiral | 1-0 | 7 | 7.0 | 2-3 | .667 | 0-0 | .000 | 0-0 | .000 | 1 | 3 | 4 | 4.0 | 4 | 0 | 0 | 0 | 0 | 0 | 4 | 4.0 |
| 21 | Evans,Lew | 1-0 | 14 | 14.0 | 0-0 | .000 | 0-0 | .000 | 3-4 | .750 | 0 | 1 | 1 | 1.0 | 5 | 1 | 0 | 0 | 0 | 0 | 3 | 3.0 |
| 12 | Parker,Kwe | 1-0 | 11 | 11.0 | 0-2 | .000 | 0-2 | .000 | 0-0 | .000 | 0 | 1 | 1 | 1.0 | 1 | 0 | 1 | 0 | 0 | 0 | 0 | 0.0 |
| 0 | Bone,Jordan | 1-0 | 8 | 8.0 | 0-3 | .000 | 0-1 | .000 | 0-0 | .000 | 0 | 0 | 0 | 0.0 | 0 | 0 | 1 | 0 | 0 | 0 | 0 | 0.0 |
| Team | | | | | | | | | | | 2 | 2 | 4 | | | | | | | | | |
| Total..... | | 1 | 200 | | 23-58 | .397 | 7-26 | .269 | 20-25 | .800 | 9 | 28 | 37 | 37.0 | 23 | 1 | 16 | 10 | 9 | 5 | 73 | 73.0 |
| Opponents..... | | 1 | 200 | | 21-61 | .344 | 5-17 | .294 | 16-24 | .667 | 18 | 26 | 44 | 44.0 | 18 | - | 10 | 16 | 2 | 3 | 63 | 63.0 |

| TEAM STATISTICS | UT | OPP |
|------------------------|-----------|------------|
| SCORING | 73 | 63 |
| Points per game | 73.0 | 63.0 |
| Scoring margin | +10.0 | - |
| FIELD GOALS-ATT | 23-58 | 21-61 |
| Field goal pct | .397 | .344 |
| 3 POINT FG-ATT | 7-26 | 5-17 |
| 3-point FG pct | .269 | .294 |
| 3-pt FG made per game | 7.0 | 5.0 |
| FREE THROWS-ATT | 20-25 | 16-24 |
| Free throw pct | .800 | .667 |
| F-Throws made per game | 20.0 | 16.0 |
| REBOUNDS | 37 | 44 |
| Rebounds per game | 37.0 | 44.0 |
| Rebounding margin | -7.0 | - |
| ASSISTS | 16 | 10 |
| Assists per game | 16.0 | 10.0 |
| TURNOVERS | 10 | 16 |
| Turnovers per game | 10.0 | 16.0 |
| Turnover margin | +6.0 | - |
| Assist/turnover ratio | 1.6 | 0.6 |
| STEALS | 5 | 3 |
| Steals per game | 5.0 | 3.0 |
| BLOCKS | 9 | 2 |
| Blocks per game | 9.0 | 2.0 |
| ATTENDANCE | 0 | 9199 |
| Home games-Avg/Game | 0-0 | 1-9199 |
| Neutral site-Avg/Game | - | 0-0 |

| Date | Opponent | Score | Att. |
|-------------|-----------------|--------------|-------------|
| * 12/29/16 | at Texas A&M | w 73-63 | 9199 |

* = Conference game
1 = Maui Invitational
2 = Battle on Broadway (Nashville, Tenn.)

| Score by Periods | 1st | 2nd | Totals |
|-------------------------|------------|------------|---------------|
| Tennessee | 29 | 44 | 73 |
| Opponents | 29 | 34 | 63 |

BROADCAST MEDIA CHEAT SHEET (probable starters noted with orange numbers)



0

JORDAN BONE

| | GP/GS | PPG | APG | SPG | FG% | 3FG% | FT% |
|--------------|---------|--------|---------|--------|---------|------|------|
| 16-17 | 4/2 | 7.0 | 2.8 | 0.5 | .440 | .143 | .833 |
| Career Highs | Pts: 21 | Reb: 1 | Asst: 8 | Stl: 2 | Min: 31 | | |

Fr. • G • 6-1 • 173 • Nashville, Tenn./The Ensworth School

- Made his return at Texas A&M (12/29) after missing the previous nine games with a left foot injury
- Had eight assists vs. App State (11/15); leads the Vols in scoring (14.0 ppg) and assists (4.5 apg)
- His 21 points vs. Chattanooga (11/11) were the sixth-most by a Vol in his collegiate debut
- According to Barnes, Bone's speed is on par with that of former Barnes pupil and national POY T.J. Ford



1


LAMONTÉ TURNER

| GP/GS | PPG | APG | SPG | FG% | 3FG% | FT% | |
|--------------|---------|--------|---------|--------|---------|------|------|
| 16-17 | 13/3 | 9.8 | 2.8 | 0.7 | .347 | .375 | .864 |
| Career Highs | | | | | | | |
| | Pts: 24 | Reb: 4 | Asst: 5 | Stl: 3 | Min: 27 | | |

First Name Pronounced: luh-MON-tay

RS-Fr. • G • 6-0 • 187 • Florence, Ala./IMG Academy (Fla.)

- Starter at point guard in each of the last two games; team leader in total 3-pointers (21) and assists (36)
- Is 21-of-22 (.955) from the free throw line in the final four minutes of regulation this season
- Hit seven threes en route to a season-high 24 points against Presbyterian (12/6)
- Redshirted last season after being denied clearance through the NCAA Eligibility Center



2

GRANT WILLIAMS

| | GP/GS | PPG | RPG | BPG | SPG | FG% | FT% |
|--------------|---------|---------|--------|--------|---------|------|------|
| 16-17 | 13/10 | 10.5 | 5.5 | 2.1 | 0.8 | .565 | .667 |
| Career Highs | Pts: 30 | Reb: 10 | Blk: 6 | Stl: 2 | Min: 31 | | |

Fr. • F • 6-5 • 234 • Charlotte, N.C./Providence Day School

- Tied Tennessee's single-game record with six blocked shots at Texas A&M (12/29)
- Dropped a season-high 30 points against Lipscomb (12/15), first UT freshman with 30 points since 2005
- Team leader in rebounds (5.5 rpg) and blocked shots (2.1 bpg); 10 blocked shots over his last two games
- Has dropped approximately 20 pounds since enrolling in July and has dramatically reshaped his physique



3

ROBERT HUBBS III

| GP/GS | PPG | RPG | BPG | SPG | FG% | 3FG% | FT% |
|--------------|---------|---------|---------|--------|---------|------|------|
| 16-17 | 13/13 | 14.8 | 4.6 | 1.4 | .514 | .154 | .889 |
| Career | 87/49 | 9.2 | 3.3 | 1.1 | .437 | .288 | .774 |
| Career Highs | Pts: 28 | Reb: 10 | Asst: 5 | Stl: 4 | Min: 36 | | |

Sr. • G • 6-5 • 207 • Newbern, Tenn./Dyer County HS

- Team's leading scorer (14.8 ppg); streak of 8 straight games in double figures snapped at Texas A&M (12/29)
- Among the SEC leaders in field goal percentage (7th, .514) and free throw percentage (5th, .889)
- Recorded his first career double-double vs. Lipscomb (12/15), scoring 22 points and grabbing 10 rebounds
- Impressive game at No. 7 North Carolina: a game-high 21 points on 9-of-11 shooting



5

ADMIRAL SCHOFIELD

| GP/GS | PPG | RPG | BPG | SPG | FG% | 3FG% | FT% |
|--------------|---------|--------|--------|--------|---------|------|-------|
| 16-17 | 9/1 | 3.6 | 2.1 | 0.0 | .345 | .273 | 1.000 |
| Career | 41/23 | 6.7 | 3.6 | 0.2 | .432 | .298 | .917 |
| Career Highs | Pts: 22 | Reb: 9 | Blk: 2 | Stl: 1 | Min: 35 | | |

So. • F • 6-5 • 238 • Zion, Ill./Zion-Benton Township HS

- Scored four points and grabbed four rebounds in seven minutes off the bench at Texas A&M (12/29)
- Came off the bench and scored seven points in 12 minutes vs. No. 8 Gonzaga (12/18)
- Seven points in 13 minutes—going 3-of-5 from the field—in Maui against No. 16 Wisconsin (11/21)
- Perfect from the free throw line this season (9-for-9)



10

JOHN FULKERSON

| | GP/GS | PPG | RPG | APG | BPG | FG% | FT% |
|--------------|---------|---------|---------|---------|---------|------|------|
| 16-17 | 10/6 | 4.7 | 4.6 | 1.0 | 0.9 | .567 | .650 |
| Career Highs | Pts: 12 | Reb: 10 | Asst: 2 | Blks: 5 | Min: 37 | | |

Fr. • F • 6-7 • 203 • Kingsport, Tenn./The Christ School (N.C.)

- Left the Lipscomb game (12/15) with a dislocated right elbow; timetable for return was set at six weeks
- First career double-double vs. #13 Oregon: 12 points, 10 rebounds, five blocks and two steals
- His double-double was the first for a Vols' freshman since current Denver Nuggett Jarnell Stokes in 2012
- Blocked 113 shots as a senior at The Christ School, breaking Marshall Plumlee's single-season school record



11

KYLE ALEXANDER

| | GP/GS | PPG | RPG | SPG | BPG | FG% | FT% |
|--------------|---------|---------|--------|--------|---------|------|------|
| 16-17 | 13/6 | 3.7 | 3.8 | 0.5 | 1.2 | .474 | .500 |
| Career | 45/17 | 2.2 | 3.4 | 0.2 | 1.0 | .453 | .593 |
| Career Highs | Pts: 13 | Reb: 11 | Stl: 2 | Blk: 6 | Min: 31 | | |

So. • F • 6-10 • 218 • Milton, Ontario/Orangeville Prep

- Starter in each of the last two games; posted five points and five rebounds at Texas A&M (12/29)
- On pace to score 118 points this season, more than twice his scoring total from 2015-16 (53)
- Set career-highs for points in each of UT's first two games; made first career 3-pointer vs. Chaminade (11/23)
- Tied UT's single-game record with six blocked shots at TCU last season



12

KWE PARKER

| | GP/GS | PPG | APG | SPG | FG% | 3FG% | FT% |
|--------------|--------|--------|---------|--------|---------|------|------|
| 16-17 | 10/0 | 3.6 | 1.4 | 0.5 | .375 | .286 | .167 |
| Career Highs | Pts: 4 | Reb: 3 | Asst: 4 | Stl: 2 | Min: 18 | | |

First Name Pronounced: KWAY

Fr. • G • 6-0 • 181 • Fayetteville, N.C./Wesleyan Christian Academy

- Has accounted for 11 assists and just one turnover over the last five games (61 total minutes)
- Season-best 18 minutes at ETSU (12/22), posting a team-high four assists and scoring five points
- Productive vs. Gonzaga: four assists (no turnovers), three rebounds and a steal in 15 minutes
- Boasts a 45-inch vertical leap that has made him a dunking sensation online



15

DETRICK MOSTELLA

| | GP/GS | PPG | RPG | APG | FG% | 3FG% | FT% |
|--------|-------|------|-----|-----|------|------|------|
| 16-17 | 13/1 | 10.2 | 4.1 | 1.3 | .398 | .345 | .742 |
| Career | 78/6 | 6.7 | 2.0 | 0.9 | .349 | .303 | .731 |

Jr. • G • 6-1 • 179 • Decatur, Ala./Notre Dame Prep (Mass.)

- Has been instant offense off the bench for UT over the last three games, averaging 18.3 ppg in that span
- 13 points and four assists at Texas A&M (12/29); career-best 25 points at ETSU in the game prior
- Nearly led the Vols back from the dead vs. Gonzaga (12/18), scoring 15 of his 17 points in the second half
- His 89 career 3-pointers easily lead all active Vols



21

LEW EVANS

| | GP/GS | PPG | RPG | APG | FG% | 3FG% | FT% |
|--------|-------|-----|-----|-----|------|------|------|
| 16-17 | 13/1 | 2.8 | 2.2 | 0.8 | .333 | .200 | .762 |
| Career | 76/39 | 6.1 | 4.4 | 0.8 | .375 | .290 | .685 |

RS-Sr. • F • 6-7 • 235 • Salt Lake City, Utah/Utah State

- His defense against the Texas A&M (12/29) front line was critical to the Vols' SEC-opening win
- Giving UT good minutes off the bench, averaging 5.7 ppg and 3.3 rpg in 15.7 mpg over the last three
- Played a season-high 25 minutes vs. Lipscomb (12/15) and posted a season-best nine points
- Brings experience as the only player on this UT roster who has played in the NCAA Tournament



23

JORDAN BOWDEN

| | GP/GS | PPG | APG | SPG | FG% | 3FG% | FT% |
|--------------|---------|--------|---------|--------|---------|------|------|
| 16-17 | 13/12 | 8.2 | 0.9 | 0.9 | .398 | .315 | .941 |
| Career Highs | Pts: 21 | Reb: 6 | Asst: 2 | Stl: 2 | Min: 36 | | |

Fr. • G • 6-3 • 180 • Knoxville, Tenn./22 Feet Academy (S.C.)

- True freshman has committed just two turnovers in his last 162 minutes of action (eight-game span)
- Knocked down two second-half 3-pointers in the Vols' SEC-opening win at Texas A&M
- Season-high 21 points vs. Presbyterian (12/6) included a stretch of 11 straight points over 1:15 in the 2nd half
- First Knox County product to sign with UT as a freshman since Doug Roth in 1985



25

SHEMBARI PHILLIPS

| | GP/GS | PPG | APG | SPG | FG% | 3FG% | FT% |
|--------|-------|-----|-----|-----|------|------|------|
| 16-17 | 13/10 | 8.9 | 2.5 | 0.7 | .486 | .667 | .766 |
| Career | 46/21 | 6.4 | 1.4 | 0.4 | .433 | .440 | .766 |

So. • G • 6-3 • 192 • Atlanta, Ga./Wheeler HS

- Solid line off the bench at Texas A&M (12/29): 10 points, 6 rebounds, 3 assists in 19 minutes
- Tennessee is a perfect 5-0 when he hands out three or more assists in a game
- Averaging 1.7 points per field goal attempt (116 total points, 70 FGA)—the most efficient clip on the team
- Knocked down three 3-pointers en route to a season-high 16 points against #16 Wisconsin (11/21)



32

BRAD WOODSON

| | GP/GS | PPG | RPG | APG | FG% | 3FG% | FT% |
|--------|-------|-----|-----|-----|------|------|-------|
| 16-17 | 1/0 | 5.0 | 0.0 | 0.0 | .333 | .500 | 1.000 |
| Career | 11/0 | 1.1 | 0.7 | 0.3 | .176 | .182 | 1.000 |

So. • G • 6-0 • 178 • Murfreesboro, Tenn./Riverdale HS

- Made the most of his four minutes vs. Presbyterian (12/6), scoring five points
- Was named to the 2015-16 First-Year SEC Academic Honor Roll
- Was a 1,000-point scorer at Riverdale High School, where his father, Kevin, was the varsity head coach
- Had perfect attendance from kindergarten through high school